

M 26/30

- Standard lifting height : 3.70 m
- Engine : 85.5 HP
- Capacity : 2600/3000 kg
- Torque convertor

2 OR 4 WHEEL DRIVE

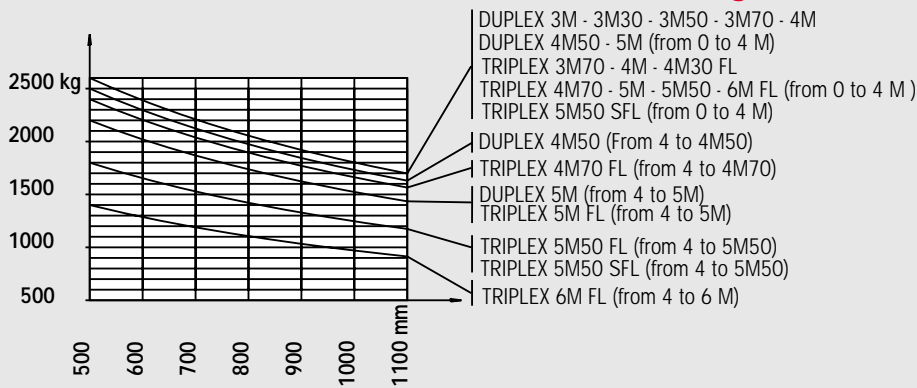


MASTED FORKLIFT TRUCK

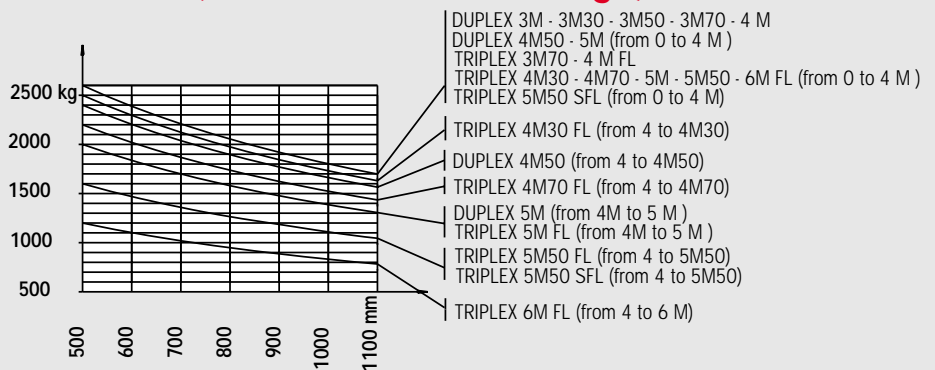


M 26/30 with roller mast Load chart

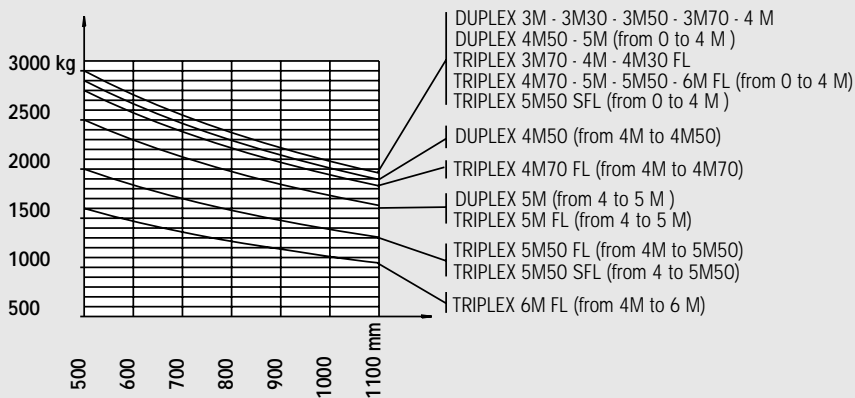
M 26 2/4 (Without side shift carriage)



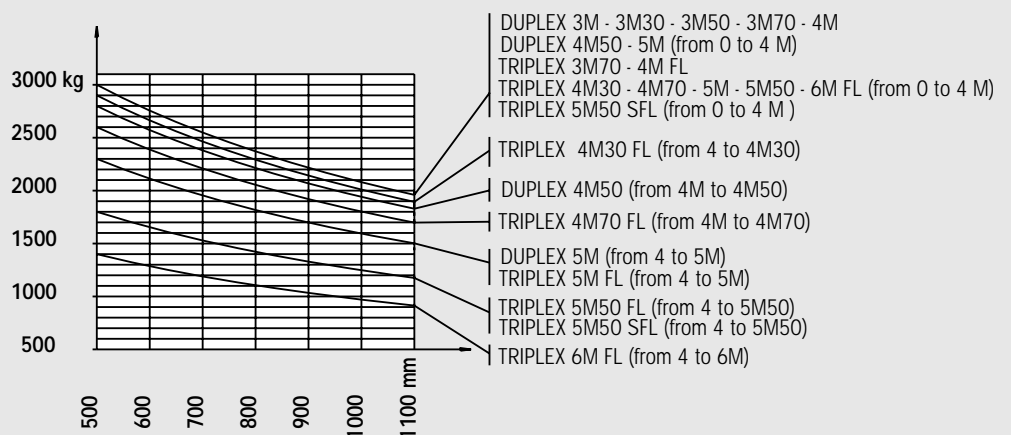
M 26 2/4 (With side shift carriage)



M 30 2/4 (Without side shift carriage)

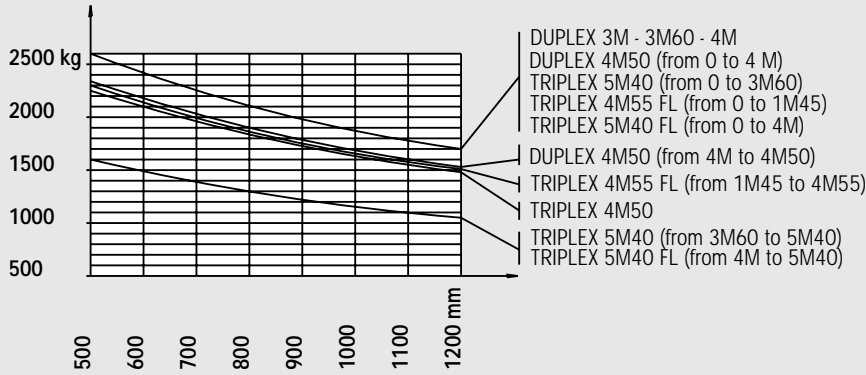


M 30 2/4 (With side shift carriage)

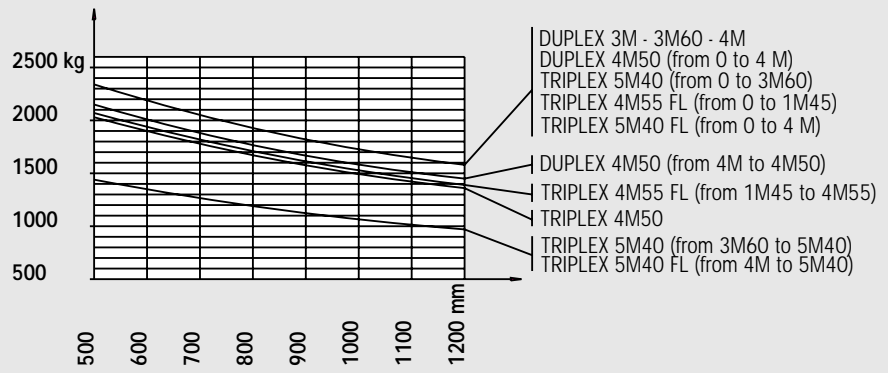


M 26/30 with sliding mast Load chart

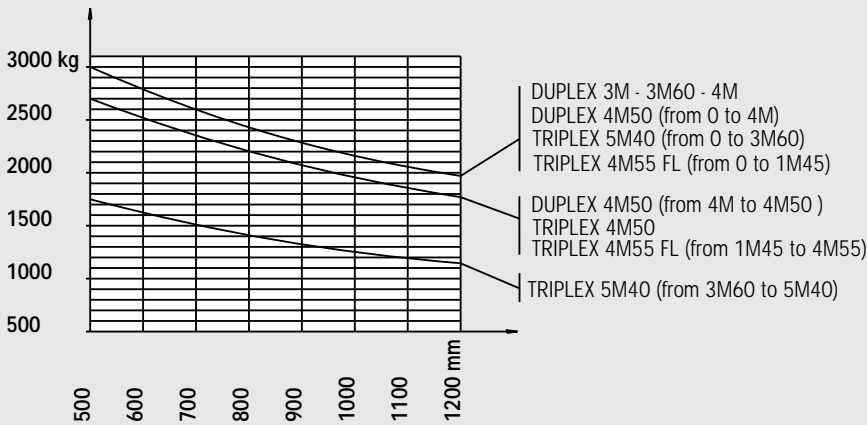
M 26 2/4 (Without side shift carriage)



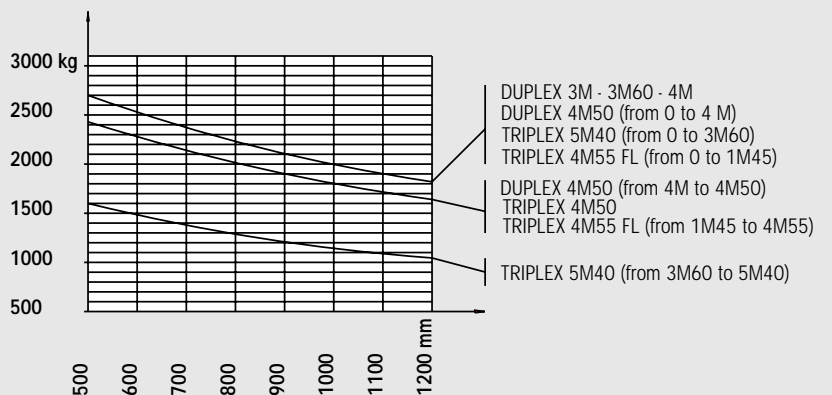
M 26 2/4 (With side shift carriage)



M 30 2/4 (Without side shift carriage)



M 30 2/4 (With side shift carriage)











Roller mast M 26/30

MAST		TYPE	LIFTING HEIGHT ON FORKS (mm)	OVERALL HEIGHT MAST LOWERED (mm)	FREE LIFT ON FORKS (mm)	OVERALL HEIGHT MAST EXTENDED (mm)	HEIGHT AT MAX. CAPACITY (mm)		CAPACITY AT MAX. HEIGHT (kg)		MAST TILTING ANGLE Front/Rear
							With side shift	Without side shift	With side shift	Without side shift	
DUPLEX TOTAL VISIBILITY	3.00 m	M26.2/M26.4 M30.2/M30.4	3030 3030	2375	130	4115	3000 3000	3000 3000	2600 3000	2600 3000	6°/12°
	3.30 m	M26.2/M26.4 M30.2/M30.4	3330 3330	2525	130	4415	3300 3300	3300 3300	2600 3000	2600 3000	6°/12°
	3.50 m	M26.2/M26.4 M30.2/M30.4	3530 3530	2625	130	4615	3500 3500	3500 3500	2600 3000	2600 3000	6°/12°
	3.70 m	M26.2/M26.4 M30.2/M30.4	3730 3730	2785	130	4815	3700 3700	3700 3700	2600 3000	2600 3000	6°/12°
	4.00 m	M26.2/M26.4 M30.2/M30.4	4030 4030	2975	130	5115	4000 4000	4000 4000	2600 3000	2600 3000	6°/12°
	4.50 m	M26.2/M26.4 M30.2/M30.4	4530 4530	3225	130	5615	4000 4000	4000 4000	2400 2800	2500 2900	6°/12°
	5.00 m	M26.2/M26.4 M30.2/M30.4	5030 5030	3475	130	6115	4000 4000	4000 4000	2000 2300	2200 2500	6°/12°
DUPLEX FREE LIFT	3.00 m	M26.2/M26.4 M30.2/M30.4	3040 3040	2375	1383 1383	4032	3000 3000	3000 3000	2600 3000	2600 3000	6°/12°
	3.30 m	M26.2/M26.4 M30.2/M30.4	3340 3340	2525	1533 1533	4332	3300 3300	3300 3300	2600 3000	2600 3000	6°/12°
	3.50 m	M26.2/M26.4 M30.2/M30.4	3540 3540	2625	1633 1633	4532	3500 3500	3500 3500	2600 3000	2600 3000	6°/12°
	3.70 m	M26.2/M26.4 M30.2/M30.4	3740 3740	2785	1793 1793	4732	3700 3700	3700 3700	2600 3000	2600 3000	6°/12°
	4.00 m	M26.2/M26.4 M30.2/M30.4	4040 4040	2975	1983 1983	5032	4000 4000	4000 4000	2600 3000	2600 3000	6°/12°
	4.50 m	M26.2/M26.4 M30.2/M30.4	4540 4540	3155	2233 2233	5462	4000 4000	4000 4000	2400 2800	2500 2900	6°/12°
TRIPLEX TOTAL VISIBILITY	5.50 m	M26.2/M26.4 M30.2/M30.4	5545 5545	3055	-	6725	4000 4000	4000 4000	1600 1800	1800 2000	6°/12°
TRIPLEX FREE LIFT	3.70 m	M26.2/M26.4 M30.2/M30.4	3740 3740	2275	1283 1283	4732	3700 3700	3700 3700	2600 3000	2600 3000	6°/12°
	4.00 m	M26.2/M26.4 M30.2/M30.4	4040 4040	2375	1383 1383	5032	4000 4000	4000 4000	2600 3000	2600 3000	6°/12°
	4.30 m	M26.2/M26.4 M30.2/M30.4	4340 4340	2525	1545	5320	4000 4000	4300 4300	2500 2900	2600 3000	6°/12°
	4.70 m	M26.2/M26.4 M30.2/M30.4	4740 4740	2625	1645	5720	4000 4000	4000 4000	2200 2600	2400 2800	6°/12°
	5.00 m	M26.2/M26.4 M30.2/M30.4	5040 5040	2785	1805	6020	4000 4000	4000 4000	2000 2300	2200 2500	6°/12°
	5.50 m	M26.2/M26.4 M30.2/M30.4	5540 5540	2975	1995	6520	4000 4000	4000 4000	1600 1800	1800 2000	6°/12°
	6.00 m	M26.2/M26.4 M30.2/M30.4	6040 6040	3225	2245	7020	4000 4000	4000 4000	1200 1400	1400 1700	6°/12°

Sliding mast M 26/30

MAST		TYPE	LIFTING HEIGHT ON FORKS (mm)	OVERALL HEIGHT MAST LOWERED (mm)	FREE LIFT ON FORKS (mm)	OVERALL HEIGHT MAST EXTENDED (mm)	HEIGHT AT MAX. CAPACITY (mm)		CAPACITY AT MAX. HEIGHT (kg)		MAST TILTING ANGLE Front/Rear
							With side shift	Without Side shift	With side shift	Without Side shift	
DUPLEX TOTAL VISIBILITY	3.00 m	M26.2/M26.4 M30.2/M30.4	3040 3045	2625	-	4125	3000 3000	3000 3000	2350 2700	2600 3000	6°/12°
	3.60 m	M26.2/M26.4 M30.2/M30.4	3640 3645	2925	-	4725	3600 3600	3600 3600	2350 2700	2600 3000	6°/12°
	4.00 m	M26.2/M26.4 M30.2/M30.4	4040 4045	3125	-	5125	4000 4000	4000 4000	2350 2700	2600 3000	6°/12°
	4.50 m	M26.2/M26.4 M30.2/M30.4	4540 4545	3475	-	5725	4000 4000	4500 4500	2150 2450	2350 2700	6°/12°
TRIPLEX TOTAL VISIBILITY	4.50 m	M26.2/M26.4 M30.2/M30.4	4540 4545	2540	-	5540	4500 4500	3600 3600	2050 2450	2250 2700	6°/12°
	5.40 m	M26.2/M26.4 M30.2/M30.4	5440 5445	2930	-	6530	3600 3600	3600 3600	1450 1600	1600 1750	6°/12°
TRIPLEX FREE LIFT	4.55 m	M26.2/M26.4 M30.2/M30.4	4590 4595	2390	1450	5490	1450 1450	1450 1450	2050 2420	2300 2700	6°/12°
	5.40 m	M26.2/M26.4	5440	2865	1850	6415	4000	4000	1450	1600	6°/12°

TYRES M 26/30.2 & M 26/30.4

	RANGE	TYPE		TYRE WIDTH (mm)	OVERALL WIDTH (mm)	
Standard on M26.2/26.4 M30.2/30.4	Farming	FRONT	16./85-24 SGI 8 PR	455	2105	
Standard on M26.2	Standard	REAR	9.00 - 16 EM5 10PR	275	1795	
Standard on M30.2	Industrial	REAR	10.5-18 MPT Titan tube Type 10Pr	260	1780	
Standard on M26/30.4	Farming	REAR	10.5-18 MPT AS Farmer 8PR 122 G	275	2030	
Option on M26.2/30.2	Mixed	FRONT	13.00 R 24 XGLA 2 Tubeless TG	335	2070	
Option on M26.2	Industrial	REAR	10.5-18 MPT Titan tube 126 G	260	1780	
Option on M26.2/30.2 M26.4/30.4	Farming	REAR	10.5-18 MPT AS Farmer 10 PR 126 G	295	1815 (2RM) 2055 (4RM)	
Option on M26.2/30.2	Sand	REAR	13.0/65-18 IMP E7 Grip Tubeless 120 Pr	340	1910	

M 26.2/M 30.2 : 2 Wheel drive
M 26.4/M 30.4 : 4 Wheel drive



Load capacity

M 26.2 / 26.4 2600kg
 M 30.2 / 30.4 3000kg
 at 500 load centre



Lifting height :

3.70 m
 Lifting speed unladen/laden (m/s)
 M 26.2 / M 26.4 0.60/0.57
 M30.2/M30.4 0.60/0.57
 Lowering speed unladen/laden (m/s)
 M 26.2 / M 26.4 0.48/0.50
 M 30.2/ M 30.4 0.48/0.50



Tyres

Front 16.5/85-24 SGI 8PR
 Rear :
 M 26.2 9.00-16 EMS 10 PR
 M 30.2 10.5 - 18 MTP 10 PR 126 G
 M 26.4 10.5-8 MTP AS T632 10 PR
 M 30.4 10.5-8 MTP T632 10 PR



Forks (mm)

Length 1200
 Width x thickness 125x40



Brakes hydraulically operated with oil-immersed multidiscs



Perkins engine

Type 1004.42
 Capacity 4 cyl. 3990 cm3
 Rated speed 2300 r.p.m
 Power (ISO/TR 14396) 63 Kw (85.5 HP)
 Maximum torque 300 Nm at 1400 tr/mn
 Direct injection
 Water cooling



Transmission

Torque convertor
 Electro-hydraulic reversing shift
 4 speeds forward and reverse
 Maximum travel speed 25 km/h
 Mechanical differential lock M 26.2/M 30.2
 Electro-hydraulic rear axle clutch M 26.4/M 30.4



Hydraulics

Main pump (lifting/tilting): gear type
 M 26.2 / M 26.4 185 bar/92 l/mn
 M 30.2 / M 30.4 185 bar/92 l/mn
 Flow divider with Load Sensing device
 steering gear 170 bar/92 l/mn



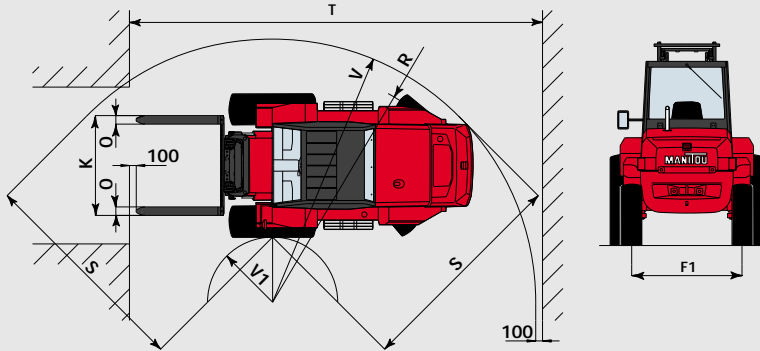
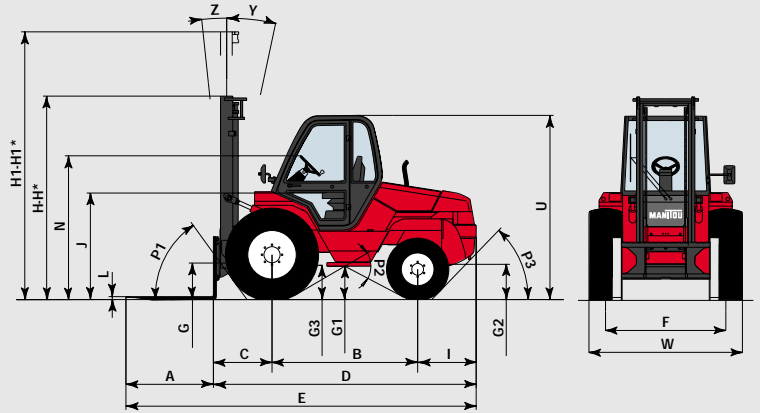
Capacities:

Cooling system 19 l
 Engine oil 10.5 l
 Hydraulic oil 64 l
 Transmission oil 15.5 l
 Fuel tank 85 l



Weight (with forks)

M 26.2 5340 kg
 M 30.2 5640 kg
 M 26.4 5420 kg
 M 30.4 5720 kg



	Roller mast		Sliding mast			
	M 26.2 M 30.2	M 26.4 M 30.4	M 26.2	M 30.2	M26.4	M30.4
A	1200	1200	1200	1200	1200	1200
B	2000	2080	2000	2000	2080	2080
C	810	810	825	830	825	830
D	3635	3635	3650	3655	3650	3655
E	4835	4835	4850	4855	4850	4855
F	1650	1650	1650	1650	1650	1650
F1	1520	1760	1520	1520	1760	1760
G	495	495	455	455	455	455
G1	465	395	465	465	395	395
G2	420	290	420	420	290	290
G3	480	480	480	480	480	480
H	2785	2785	2925	2925	2925	2925
H*	2275	2275	3125	3125	3125	3125
H1	4815	4815	4725	4725	4725	4725
H1*	4732	4732	5125	5125	5125	5125
I	825	745	745	745	745	745
J	1480	1480	1480	1480	1480	1480
K	1470	1470	1320	1320	1320	1320
L	40	40	40	45	40	45
N	1960	1960	1960	1960	1960	1960
O	125	125	125	125	125	125
P1	54°	54°	54°	54°	54°	54°
P2	58°	57,5°	58°	58°	57,5°	57,5°
P3	46°	56,5°	46°	46°	56,5°	56,5°
R	3730	3975	3730	3730	3975	3975
S	3215	3115	3215	3215	3115	3115
T	6140	6305	6320	6325	6320	6325
U	2540	2540	2540	2540	2540	2540
V	3930	4095	3930	3930	4095	4095
V1	1015	1390	1015	1015	1390	1390
W	2105	2105	2105	2105	2105	2105
Y	12°	12°	12°	12°	12°	12°
Z	6°	6°	6°	6°	6°	6°

H - H = Standard
 H* - H1* = Option

mm

This publication in no way constitutes an offer and the company reserves the right to alter specification without prior notice.
 The MANITOU models presented in this brochure can be supplied complete with optional equipment attachments



MANITOU B.F. S.A.
 B.P.249 - 44158 ANCENIS CEDEX - FRANCE
 TEL : 33 (0)2 40 09 10 11
 FAX COMMERCIAL FRANCE : 02 40 09 10 96
 FAX COMMERCIAL EXPORT : 33 2 40 09 10 97
 www.manitou.com

