

AF 60

- Buckets : 520 to 750 litres
- Engine power : 40 HP
- Hydrostatic transmission
- Monobloc chassis / fixed arm
- 4-wheel steering
- Width 1.65 m
- Operating weight : 3710 kg
- Hydraulic attachment quick-coupling device

Fixed arm



MANITOU LOADER

MANI LOADER

ENGINE

Oil/air-cooled DEUTZ Diesel Engine,
3 cylinders, 4-stroke, direct injection

Type	F3L	1011F
Power at 2,500 rpm according to ISO 9249	29 kW	(40 HP)
Max. torque at 1,900 rpm according to ISO 9249	118	Nm
Fuel consumption at max. torque	226	g/kWh
	166	g/HPH

Air filter aspiration 2 levels (safety cartridge)

Electrics :

Voltage	12	V
Battery	88	Ah
Alternator output	840 W	60 AT
Starter	(3HP)	2.2 kW

TRANSMISSION

Load-adjusting hydrostatic transmission with two gears giving maximum pushing force, switchable while under load - 4-wheel drive, 4-wheel steering for optimum manoeuvrability.
Multifunction joystick and forward/reverse lever.

Axes :	planetary axles
Steering :	4 -wheel steering
Oscillation :	on rear axle
Differential :	limited slip differential in front axle
Limited slip differential front :	45%

Tyres :	standard	335/80 R18
	Option	15.5/55 R18

Travel speed :	standard	0-20 km/h
	Option	0-30 km/h

Working speed :	0-6 km/h
-----------------	----------

Gradeability :	60%
Ground clearance at differential :	310 mm
Ground clearance centre of vehicle :	410 mm

DESIGN

Chassis : - rigid chassis concept (stability guaranteed) in high-quality steel, welded.
- «Z» bar linkage : 100% parallel lift.
- automatic return of the bucket to working position.

Cab : comfortable, fully suspended
(mounted on 4 silent-blocks)

Noise level cab (dynam.) :	77 dB (AT)
Noise level ext. max. (dynam.) :	97 dB (AT)

STEERING

Oscillation angle	2 x 10°
Steering angle	35°
Outside turning radius	R = 2770 mm

BRAKING SYSTEM

Service brake : multi-disc brake (oil immersed), operated hydraulically on the front axle and acting on all 4 wheels by the transmission.

“Inching” function on service brake

Parking brake : disc brake, mechanically controlled, acting on all 4 wheels by the transmission

HYDRAULICS

Single hydraulic system:
Lifting / lowering / crowding / dumping / attachments controls, and steering (via priority valve) by hydraulic 3-way distributor with pressure control on outlets. Joystick operation.

Floating position on loader arm.

Flow and pressure max.
at 2,500 rpm : 40 l /min & 230 bar

Cylinders :	2 lift cylinders	ø 70 mm
	1 tilt cylinder	ø 70 mm

Cycle times according to DIN ISO 7131 :

Lifting (with load)	5,5 s
Lowering (without load)	3,5 s
Dumping 90°	1,4 s
Crowding 45°	2,2 s

FILLING CAPACITIES

Fuel tank	45 l
Hydraulic system including tank	60 l

PERFORMANCE

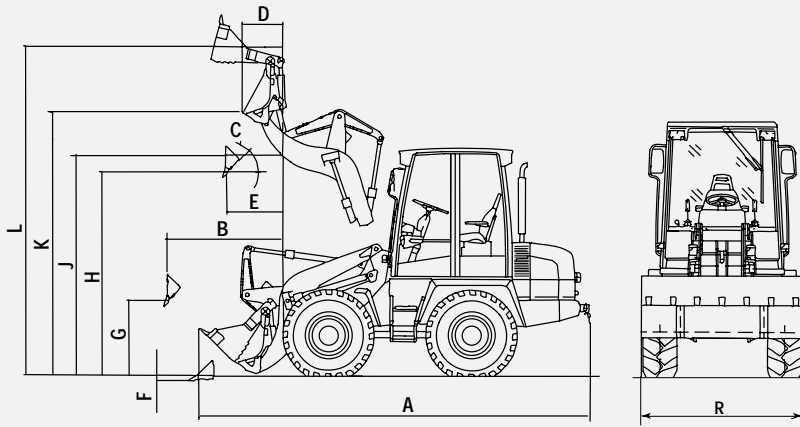
Digging depth (standard bucket) 140 mm

Bucket angle	
Crowding	45°
Dumping	45°
Dumping max.	100°

AF 60

AF 60

DIAGRAMS

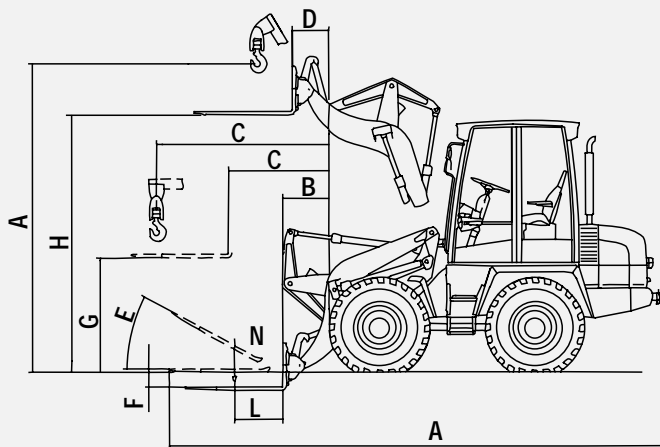


	Standard	Multipurpose
Volume :	0,6 m ³	0,55 m ³
A	4665	4535
B	1270	1190
C	45°	45°
E	485	405
F	140	135
G	750	875
H	2270	2400
J	2830	2830
K		3100
L		3780
R	1650	1650
D (open)	-	350

DIMENSIONS OF THE MACHINE	Dimensions in mm
	AF 60
Height	2570
Width over tyres	1620
Width over standard 0.6m ³ bucket	1650
Wheelbase	1600
Length with standard 0.6 m ³ bucket	4665

TECHNICAL CHARACTERISTICS

CHARACTERISTICS WITH 335/80 R18 TYRES		STANDARD BUCKET	MULTIPURPOSE BUCKET	LIGHT-DUTY BUCKET
Volume according to DIN ISO 7546	m ³	0,6	0,52	0,75
Density according to DIN 24094	t/m ³	1,8	1,8	1,4
Tipping load at max. reach according to DIN 24094	kg	2180	1900	2100
Lifting force max. according to ISO 8313	daN	2400	2400	2400
Tractive force	kN	2500	2500	2500
Break-out force according to ISO 8313	daN	3000	3710	2670
Width of the bucket	mm	1650	1650	1650
Outside turning radius	mm	2770	2770	2770
Dumping height under bucket	mm	2270	2400	2150
Reach at max. height.	mm	485	405	500
Maximum reach	mm	1270	1190	1285
Permitted load - front axle	kg	2200	2200	2200
Permitted load - rear axle	kg	3000	3000	3000
Crowding angle	°	45	45	45
Dumping angle at max. height	°	45	45	45
Operating weight with bucket	kg	3710	3800	3710



	Lifting jib	Forks
A	3410	4880
B		425
C	1600	970
D		200
E		21°
F		80
G		1360
H		2900
L		500

		AF 60
Payload on pallet forks according to ISO 8313 (in front position)	Level ground	1430 kg
	Uneven ground	1070 kg

STANDARD EQUIPMENT


Comfortable 2-door ROPS cab - Adjustable driver's seat - Adjustable steering column - Tinted windows - Windscreen wiper / washer front and rear - Sun visor - Heated rear window - Cut-off switch in the cab - Hydraulic attachment joysticks and lever - Modular dashboard - Floating position on loader arm - Warning display lights - Safety belt - Storage rack - Interior light - 3-position heater / air conditioning (exterior air filter) - Mug holder - Radio installation facility - 1 interior rear mirror + 2 exterior - Electrical socket 12V in the cab - 2 driving lights mounted at the front and 2 working lights mounted at the rear of the cab - Rotating beacon - Reversing lights, indicators and stop lights - Reverse alarm - Tool kit - Auxiliary Hydraulic circuit - Bucket position indicator - Hydraulic attachment locking system - Towing facility.

LIST OF OPTIONS

30 km/h Version - 15.55 R18 Tyres - Radio - Anti-theft system (transponder or digicode) - Direct return line - Loader arm suspension - Permanent power to the attachments circuit for road sweeper - Safety valves on lifting and crowding cylinders - 2 working lights on the arm.

ATTACHMENTS

- Buckets
- Multipurpose bucket
- Grab fork
- Lifting jib
- Road sweeper
- Hydraulic hammer
- Forks
- etc..



This publication in no way constitutes an offer and the company reserves the right to alter specification without prior notice. The MANITOU models presented in this brochure can be supplied complete with optional equipment attachments



MANITOU B.F. S.A.
B.P. 249 - 44158 ANCENIS CEDEX - FRANCE
TEL : 33 2 40 09 10 11
EXPORT DEPARTMENT FAX : 33 2 40 09 10 97
www.manitou.fr