














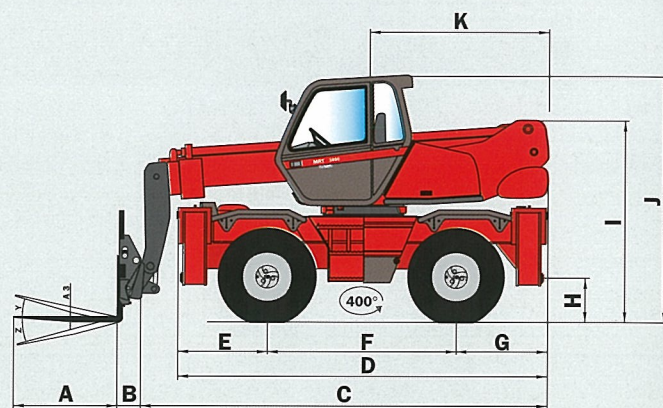


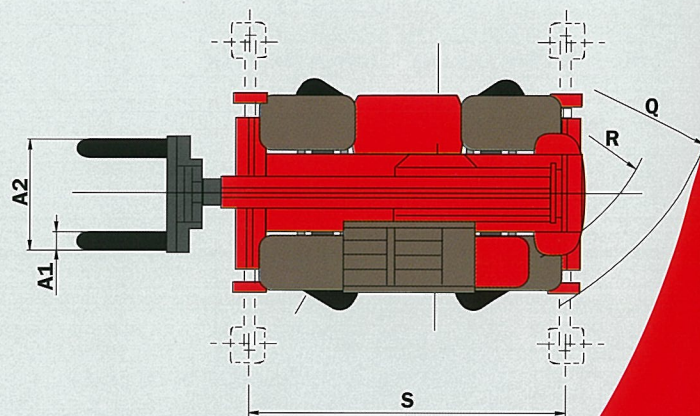
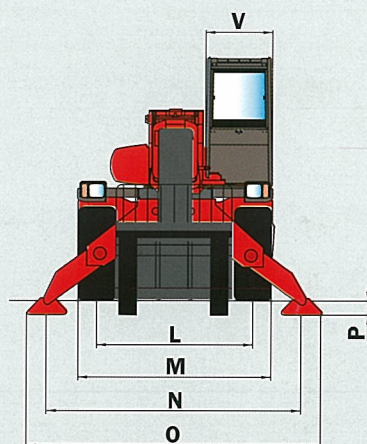
MRT 1432 *M Series*

-  **Lift capacity** (on stabilisers)3200 kg
at 500 mm from forks heels
-  **Lift height** :13.82 m
-  **Tyres**
400/70 - 20 14 PR
-  **Forks** (mm)
Length.....1200
Width x thickness125 x 45
-  **Multidisc brakes** : hydraulically assisted on front axle
Negative parking brake
-  **Engine PERKINS**
Type.....1104 C.44 T
Capacity.....4 cyl. 4400 cm³
Power (ISO/TR 14396)101 HP/74.5 kw
at 2300 rpm
Water cooling
Direct injection
-  **Transmission**hydrostatic
With automatic power regulation (hydraulic variable displacement pump and motor)
Reversing shiftelectromagnetic
2 speed forward and reverse
Travel speed32 km/h*
*This speed may be limited by local regulations
-  **Rear axle**
Automatic rear axle locking system
over 15° rotation
-  **4 stabilisers**
simultaneous or individually controlled
-  **Rotation through 400°**
Turret mounted on a double slew ring
-  **Hydraulics**
2 pumps gear type270 bars/115 l/mn
-  **Control** : 2 electro proportional control joysticks for all hydraulic movements
-  **Capacities**
Cooling system.....15 l.
Engine oil8.1 l.
Hydraulic oil140 l.
Fuel tank130 l.
-  **Weight unladen** (with forks)12450 kg
Overall width.....2.39 m
Overall height2.97 m
Overall length5.35 m
Ground clearance0.34 m
Drawbar pull8600 daN
-  **Standard load moment indicator**
(mobile crane standards)




A	1200
A1	125
A2	1320
A3	45
B	290
C	5060
D	4350
E	1015
F	2320
G	1015
H	340
I	2365
J	2970
K	2040
L	1930
M	2390
N	3400
O	3800
P	160
Q	3900
R	3410
S	4000
V	950
Y	12°
Z	105°

mm



MANISCOPIC

MRT 1432 *M Series*

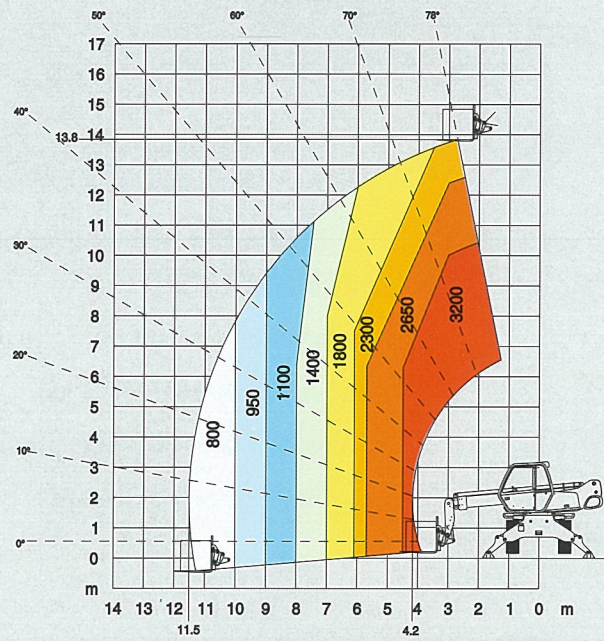


- Lift height : 13.82 m
- Max. reach : 11.63 m
- Engine : 101 HP - 74.5 kw
- 4 wheel drive - 4 wheel steer
- Hydrostatic transmission

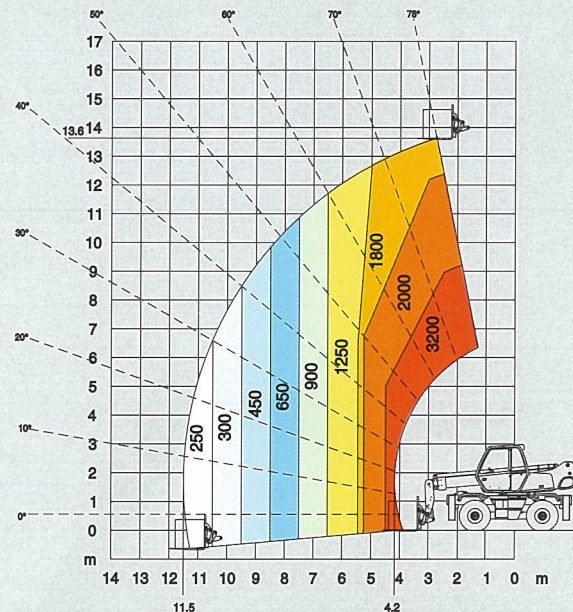
This publication in no way constitutes an offer and the company reserves the right to alter specification without prior notice. The MANITOU models presented in this brochure can be supplied complete with optional equipment attachments.



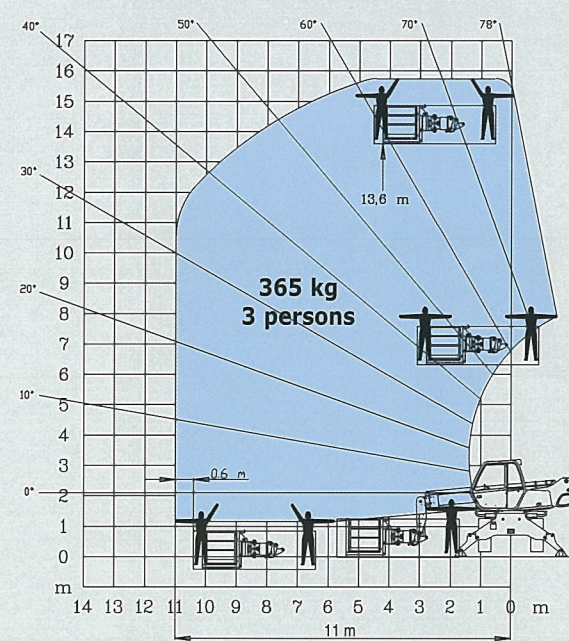
ROTATION ON STABILISERS WITH FORKS



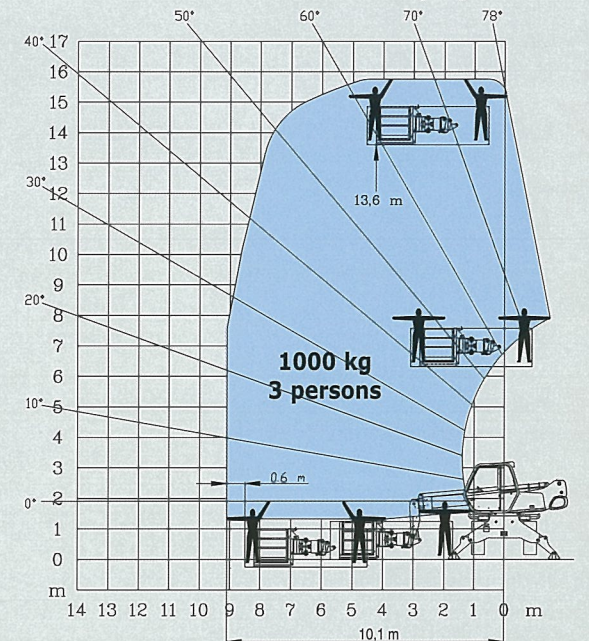
FRONTAL POSITION ON WHEELS WITH FORKS



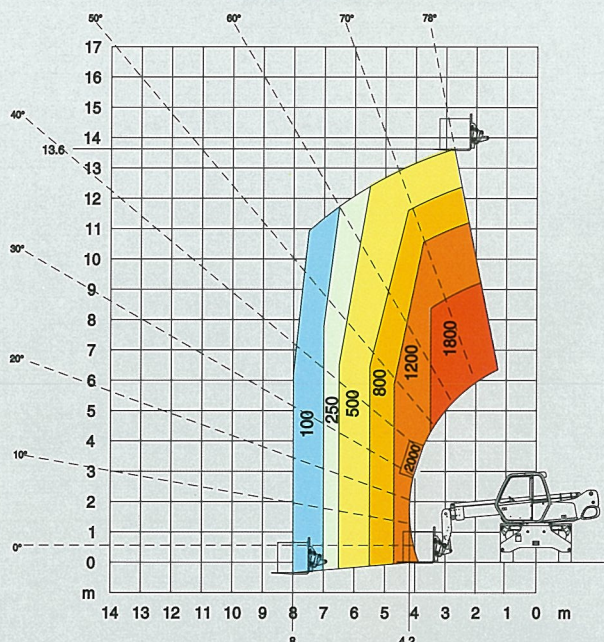
ROTATION ON STABILISERS WITH EXTENSIBLE PLATFORM 2,25/4 m



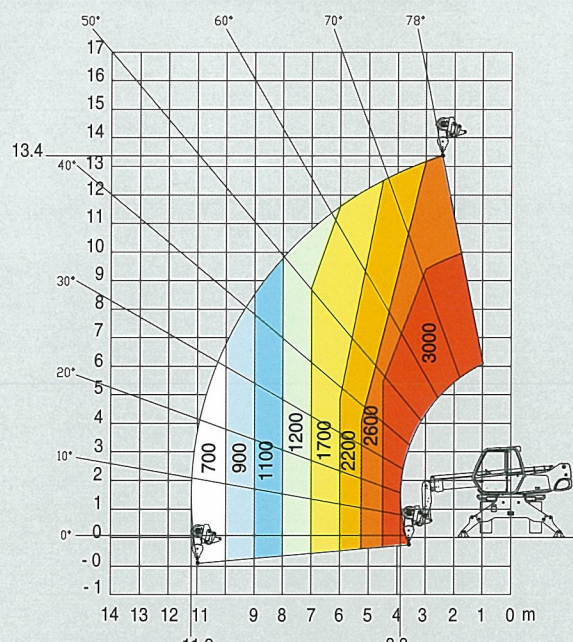
ROTATION ON STABILISERS WITH 1000 KG PLATFORM 2,25/4 m



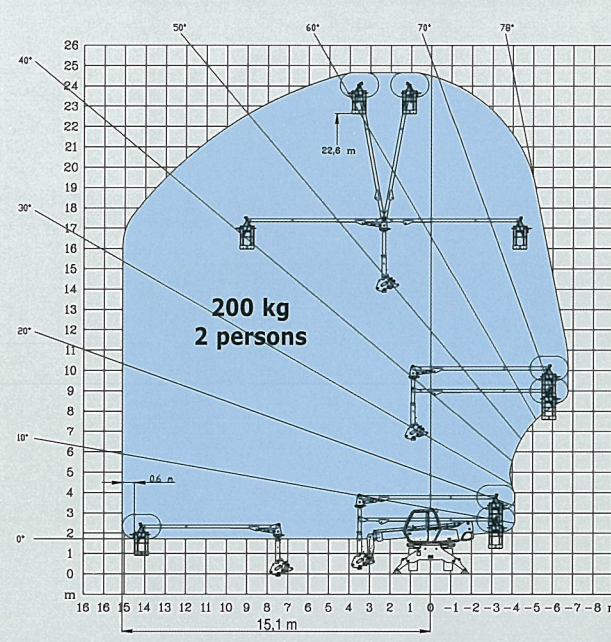
ROTATION ON WHEELS WITH FORKS



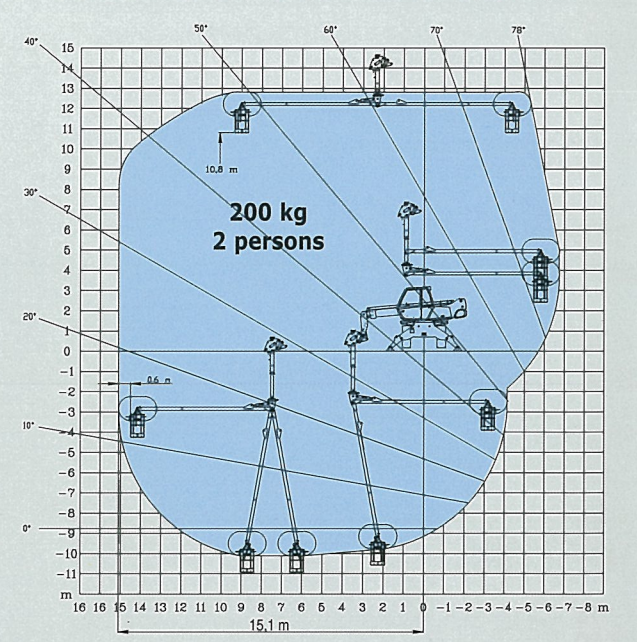
ROTATION ON STABILISERS WITH 3T WINCH



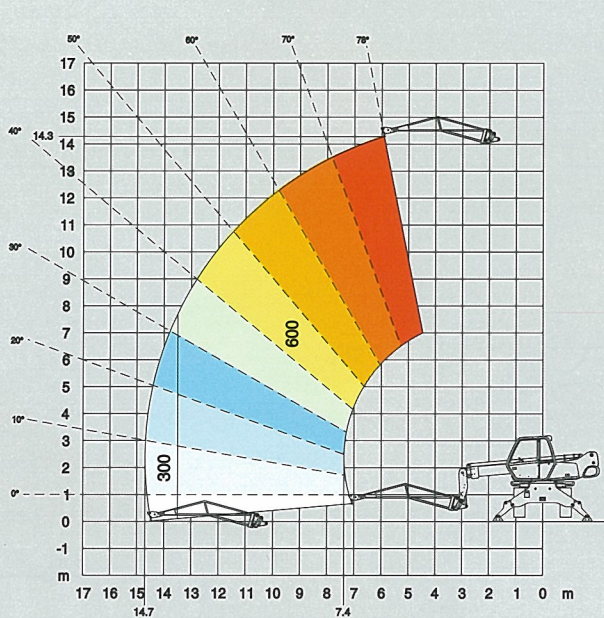
ROTATION ON STABILISERS WITH 3 D SYSTEM IN POSITIVE POSITION



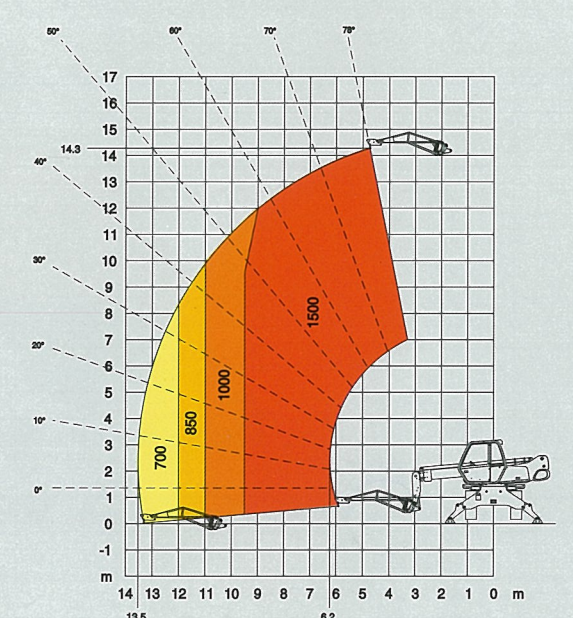
ROTATION ON STABILISERS WITH 3 D SYSTEM IN NEGATIVE POSITION



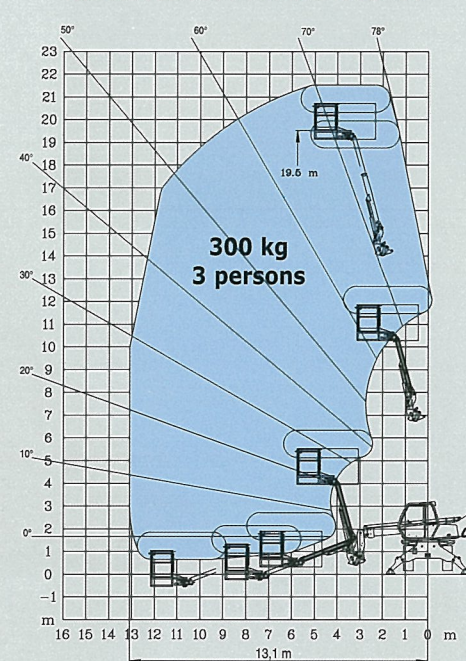
ROTATION ON STABILISERS WITH JIB P 600



ROTATION ON STABILISERS WITH JIB P 1500



ROTATION ON STABILISERS WITH AERIAL JIB PLATFORM



Equipment customised on order

