


# MANISCOPIC


# MT 1745 HSLT

- Maximum lifting height : 16.58 m
- Nominal capacity : 4500 kg
- Maximum forward reach : 12.02 m
- Hydrostatic transmission
- Hydraulic stabilizers
- Frame levelling




# MT 1745 HSLT


 **Lift capacity** .....4500 kg  
 at 500 mm from forks heels.  
 Tipping load at maximum reach  
 with stabilizers.....1230 kg  
 Tear out force with bucket  
 as per ISO 8313.....8300 daN


 **Lifting height** : .....16.58  
**Times** : unladen / loaded (in s)  
 Lifting.....14.32/14.4  
 Lowering.....9.5/12.7  
 Extension 1st boom .....13.3/13.3  
 Extension 2nd boom .....6.4/8.3  
 Extension 3rd boom .....10.2/12.3  
 Retraction 1st boom .....10.8/10.2  
 Retraction 2nd boom.....6.8/6.9  
 Retraction 3rd boom .....10.4/9


 **Tyres**  
 440/80-24 T37 158B

 **Forks (mm)**  
 Length .....1200  
 Width x thickness.....125 x 50  
 Maximum distance between forks.....960  
 Carriage rotation .....124°


 **Multidisc brakes - hydraulically assisted**

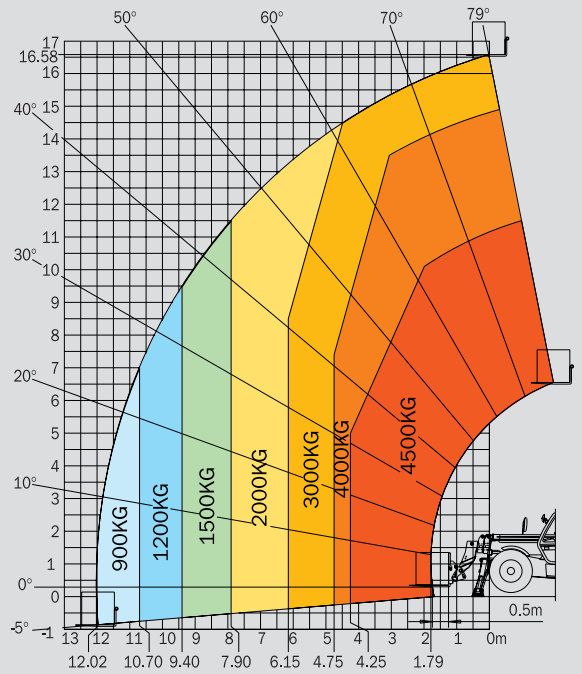
 **PERKINS Engine Turbo**  
 Type.....1104C - 44 Turbo  
 Capacity .....4 cyl. 4400 cm<sup>3</sup>  
 Power (ISO/TR 14396) :  
 at 2200 tr/mn.....100 HP/74.5 kw  
 Maximum torque (ISO/TR 14396).....412 Nm at 1400 r.p.m.  
 Direct Injection  
 Water Cooling

 **Transmission**.....hydrostatic  
 Electro-hydraulic reversing shift  
 Gears forward and reverse.....4/2  
 Maximum travel speed.....25 km/h

 **Hydraulics**  
 Gear type .....260 bars /156 l/mn  
 Flow divider with priority to steering and brakes

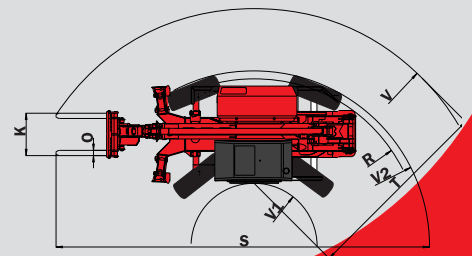
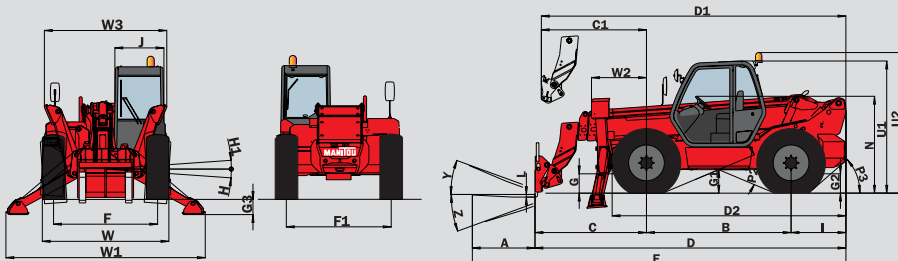
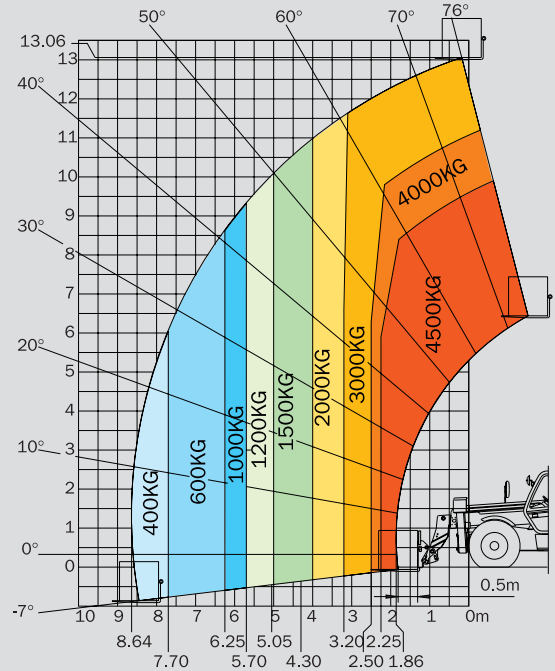
 **Capacities**  
 Cooling system.....21 l.  
 Engine oil.....11.5 l.  
 Hydraulic and Transmission oil.....175 l.  
 Fuel tank.....135 l.

 **Weight unladen (with forks)** .....11455 kg  
**Overall width** .....2.47 m  
**Overall height** .....2.60 m  
**Turning radius (outside wheels)** .....4.44 m  
**Length up to carriage**.....5.93 m  
**Ground clearance** .....0.52 m  
**Drawbar pull** .....7800 daN



Abaque suivant Norme EN 1459 annexe B

	mm
A	1225
B	3070
C	1810
C1	1710
D	5930
D1	5830
D2	4805
E	7155
F	2030
F1	2030
G	525
G1	520
G2	525
G3	265
H	7°
H1	7°
I	1050
J	950
K	1210
L	60
N	2005
O	100
P2	47°
P3	51°
R	4220
T	4630
U1	2605
U2	2765
V	5800
V1	1660
V2	4440
W	2470
W1	3820
W2	1080
W3	2350
Y	11,9°
Z	112°



This publication in no way constitutes an offer and the company reserves the right to alter specification without prior notice.  
 The MANITOU models presented in this brochure can be supplied complete with optional equipment attachments  
 PATENTS FR 93 14367 - EP 0 656 315 US PENDING



**MANITOU B.F. S.A.**  
 B.P249 - 44158 ANCENIS CEDEX - FRANCE  
 TEL : 33 2 40 09 10 11  
 EXPORT DEPARTMENT FAX : 33 2 40 09 10 97  
 www.manitou.com