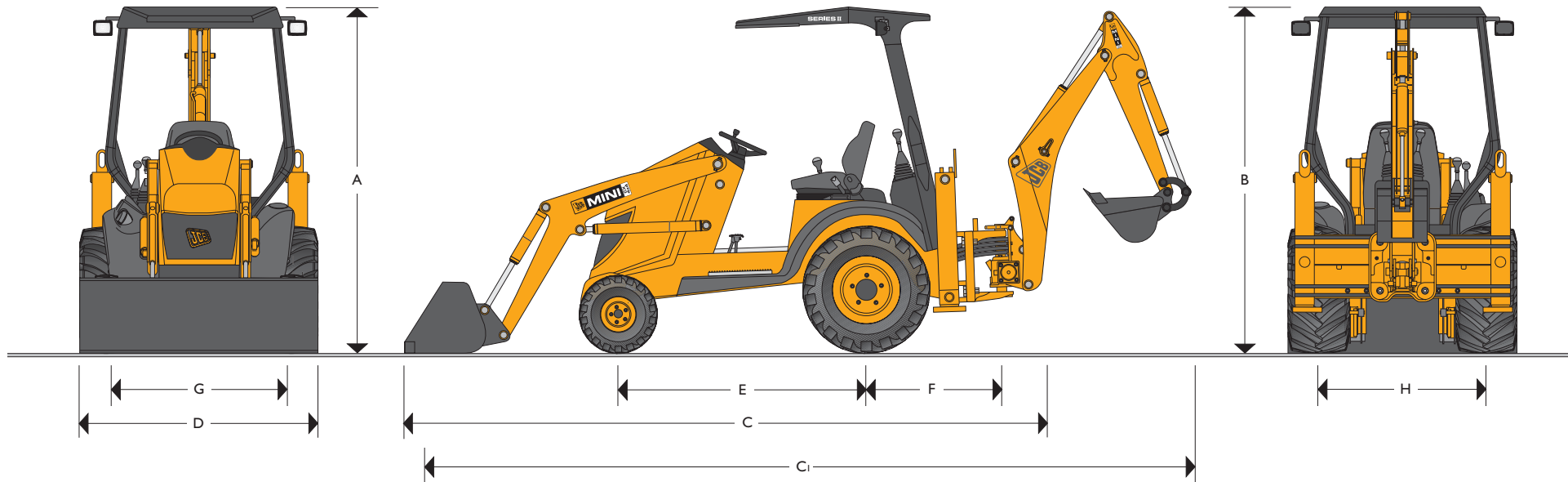




JCB BACKHOE LOADER | MINI CX 4x4 SERIES II



MAX. ENGINE POWER: 16.8kW (22.5hp)
 MAX. BACKHOE DIG DEPTH (STANDARD DIPPER): 2540mm (8ft 4in)
 MAX. LOADER CAPACITY: 625kg (1378lb)



STATIC DIMENSIONS

	mm (ft-in)
A Overall height to canopy	2170 (7-1)
B Transport height	2170 (7-1)
C Transport length (bucket flat, excavator slewed)	3885 (12-8)
Ci Travel length – bucket at carry, excavator in line	4780 (15-8)
D Overall width (over tyres)	1510 (4-11)

	mm (ft-in)
E Wheelbase	1565 (5-2)
F Slew centre to rear axle centre distance	850 (2-9)
G Front wheel track	1238 (4-1)
H Rear wheel track	1125 (3-8)

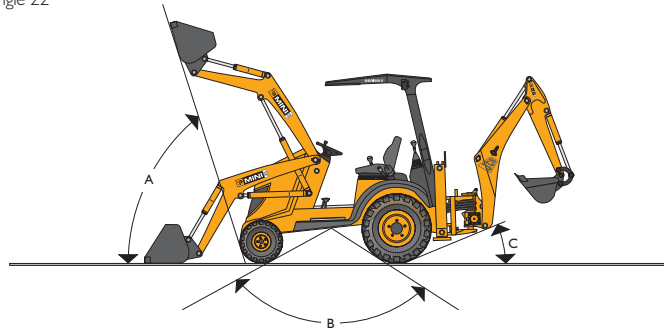


JCB BACKHOE LOADER | MINI CX 4x4 SERIES II



GROUND LINE ANGLES

- A Approach angle 75.4°
- B Interface angle/ramp to ground plane 127°
- C Departure angle 22°



WEIGHTS AND MACHINE RATING

	kg (lb)
Transport weight	1960 (4321)
Operating weight (inc. 75kg operator)	2035 (4486)
Loader rated operating capacity	625 (1378)

ENGINE

Three cylinder, indirect injection diesel. Naturally aspirated, water cooled.

Model		403c- II
Displacement	cm ³	1131
No. of cylinders		3
Power ratings		
SAE J1995 gross @ 2800rpm	kW (hp)	16.8 (22.5)
SAE J1349 and EEC 80/1260 net @ 2800rpm	kW (hp)	16.4 (22)
Torque Ratings		
SAE J1995 gross @ 2800 rpm	Nm (lbf ft)	57.3 (42.5)
SAE J1349 and EEC 80/1260 net @ 2800rpm	Nm (lbf ft)	55.3 (41.0)

Exhaust emissions certified to 97/68/EC Stage 2 EPA Tier II.
Power approved to 80/1269/EC. Exhaust smoke approved to 77/537/EEC.

CONTROLS

Loader:

Single lever controls all loader functions, positioned to the right hand side of the operator's seat for ease of operation.

Excavator:

Standard ISO pattern control is logical as well as easy to both learn and operate. Optional SAE pattern controls. Stabiliser levers fall easily to hand, positioned between the primary excavator controls.

LIGHTING AND ELECTRICS

12 volt direct electric starting with 40 amp alternator and standard thermostart aid.

- Heavy duty harness with secured sealed connectors for protection against both water and dust ingress. The connectors conform to IP69 standards.
- Standard battery 60Ah low maintenance.

Ignition and working lights control switches mounted on the central control panel. Also incorporated in the central control panel are the hour meter and warning light cluster which includes a warning buzzer to draw operator's attention to malfunction.

- Fuses are located in a protected compartment under the drivers seat

Rotating beacon available as an option.

FOUR WHEEL DRIVE TRANSMISSION

Automotive style, single pedal control with column-mounted forward/reverse lever. Four wheel drive is provided by a single, variable-delivery, constant-power transmission pump with a hydraulic motor on each wheel. The innovative "Twin-Lock" system ensures that, even if one, two or three wheels spin, hydraulic flow is maintained to the wheel(s) that have traction. An inching pedal brakes the machine by cutting transmission pump flow. This allows the use of full throttle for maximum loader end speed when loading into trucks etc.

Travel speeds forward: 0-10kph

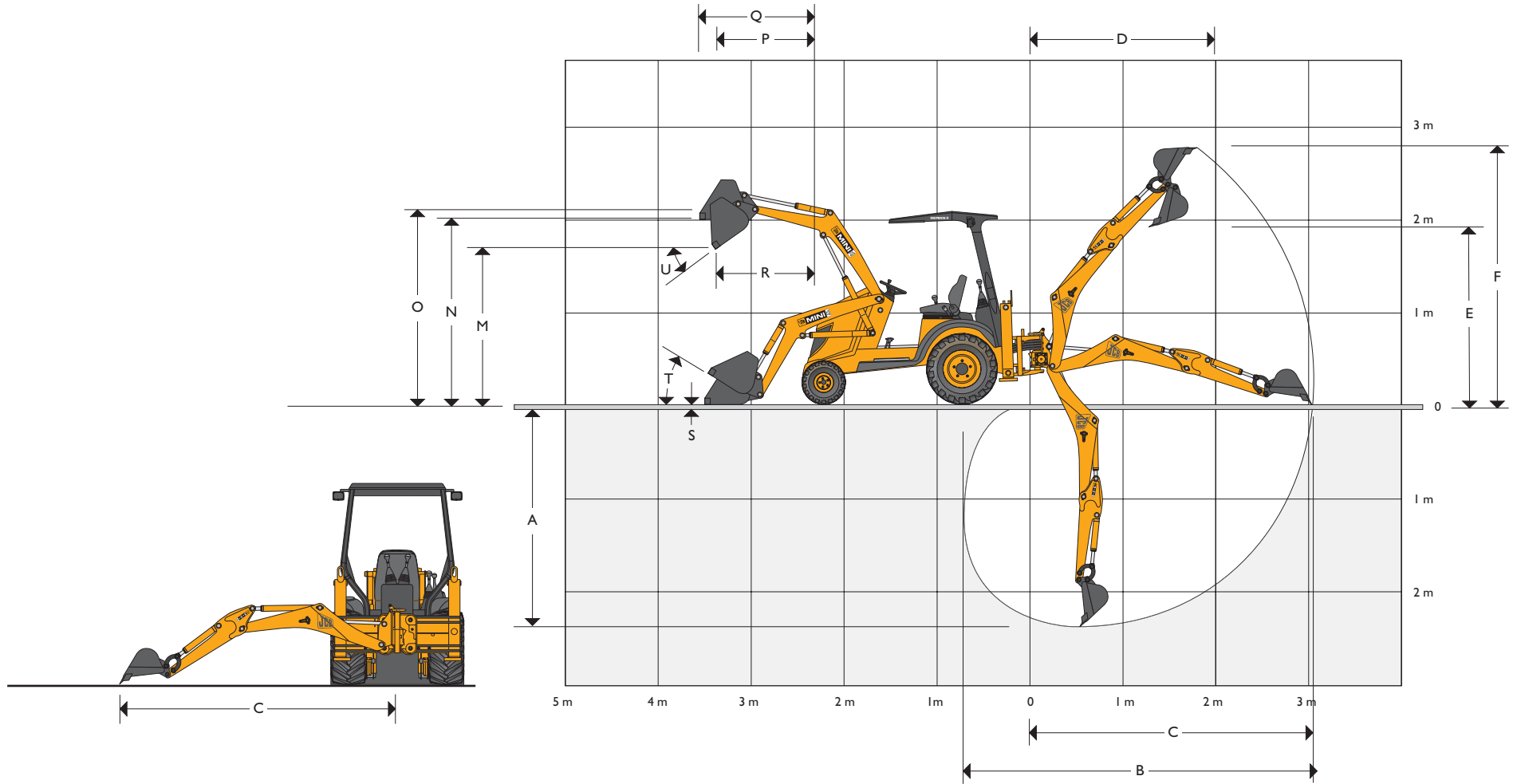
Travel speed reverse: 0-10kph

OPERATOR ENVIRONMENT

- Full ROPS/FOPS canopy
- Fully adjustable static seat
- Seat belt fitted as standard
- Exceptional all round visibility
- Ergonomically designed controls



JCB BACKHOE LOADER | MINI CX 4x4 SERIES II





JCB BACKHOE LOADER | MINI CX 4x4 SERIES II



BACKHOE DIMENSIONS AND PERFORMANCE*

A	SAE Maximum dig depth	mm (ft-in)	2540 (8-4)
	SAE Maximum dig depth 2ft flat bottom	mm (ft-in)	2499 (8-2)
B	SAE Reach – ground level to rear wheel centre	mm (ft-in)	3740 (12-3)
C	SAE Reach – ground level to slew centre	mm (ft-in)	3110 (10-2)
D	SAE Reach – at full height to slew centre	mm (ft-in)	2025 (6-8)
E	SAE maximum loadover height	mm (ft-in)	1918 (7-4)
F	SAE maximum working height	mm (ft-in)	2894 (9-6)
	Swing arc	degrees	180
	SAE Bucket tearout	kg (lb)	1308 (2884)
	SAE Dipper tearout	kg (lb)	985 (2171)
	SAE Total kingpost travel	mm (ft-in)	990 (3-3)

*Using standard dipper. Optional long dipper will increase maximum dimensions by up to 188mm.

LOADER DIMENSIONS AND PERFORMANCE†

M	Dump height	mm (ft-in)	1732 (5-8)
N	Loadover height	mm (ft-in)	2017 (6-7)
O	Pin height	mm (ft-in)	2150 (7-1)
P	Reach at ground level (toe plate horizontal)	mm (ft-in)	1010 (3-4)
Q	Maximum reach at full height	mm (ft-in)	1065 (3-6)
R	Reach at full height - fully dumped	mm (ft-in)	920 (3-0)
S	Dig Depth (toe plate horizontal) clearance	mm (ft-in)	65 (0-3)
T	Rollback at ground level	degrees	36.5
U	SAE dump angle	degrees	30
	SAE loader breakout - shovel	kg (lb)	1636 (3607)
	SAE maximum hydraulic lift capacity	kg (lb)	1562 (3444)
	Shovel capacity	m ³ (yd ³)	0.25 (0.30)

†Applies to both standard and parallel-lift arms.



JCB BACKHOE LOADER | MINI CX 4x4 SERIES II



BRAKES

The JCB hydrostatic transmission provides the primary braking service, which is operated via foot pedal. The park brake is an electrically operated, fail-safe system featuring oil-immersed, multi-disc brakes for long life and reliability. Actuation is by spring pressure on and hydraulic pressure release.

STEERING

Full power hydrostatic system utilising the fixed displacement pump via a steering priority valve. In the event of engine failure, emergency steering is maintained.

Steering Axles		front
Steering turns – lock to lock		3,25
Kerb-kerb turning circle	mm (ft-in)	5842 (19-2)
Kerb-kerb loader clearance circle	mm (ft-in)	7163 (23-6)

TYRES

Standard Front: 23 x 8.5 – 12 GP tyre 6 ply

Standard Rear: 31 x 15.5 – 15 GP tyre 6 ply

Both standard tyres have a general purpose tread pattern, which provides optimum traction with minimum ground disturbance.

Optional turf or traction tyres are available for front and rear. All three patterns share dimensions.

HYDRAULICS

A fixed displacement pump is mounted on the main hydrostatic pump, which in turn is mounted directly to the engine.

The fixed displacement pump supplies oil to steering, excavator and loader services and returns to tank through a full flow filter.

Main Pump – Flow @ 2200 rpm	l/min	24
Main Pump – Flow @ flight	l/min	32
System working pressure – Backhoe and Loader	bar	200

SERVICE CAPACITIES

		ltr (gal)
Hydraulic system incl. tank		53 (11.7)
fuel tank		29 (6.4)
cooling system		3.7 (0.81)
Engine Oil with Filter		4.4 (0.97)
Rear Axle		1.41 (0.31)

STANDARD EQUIPMENT

ROPS/FOPS canopy
Hand and foot throttle
Seatbelt
Turning static seat, 180° turn
ISO excavator controls
Warning light and buzzer system
Electronic transmission interlock to inhibit in-gear engine start
12V Auxiliary power socket
Horn
Front shovel float

OPTIONAL EQUIPMENT

Parallel lift loader arms
Auxiliary hydraulic supply to loader
Mechanical loader quick hitch (JCB Robot compatible)
Pin-mounted 4-in-1 shovel (requires auxiliary hydraulic supply to loader)
Quick hitch pallet forks
Long dipper (+ 188mm)
SAE excavator controls
Dual pattern controls (ISO and SAE excavator controls)
Auxiliary hydraulic supply to excavator
Stabiliser street pads
Rotating work lights
Flashing beacon



A GLOBAL COMMITMENT TO QUALITY

JCB's total commitment to its products and customers has helped it grow from a one-man business into Britain's largest privately owned manufacturer of backhoe loaders, crawler excavators, wheeled excavators, telescopic handlers, wheeled loaders, dump trucks, rough terrain fork lifts, industrial fork lifts, mini/midi/micro excavators, skid steer loaders, tractors, compaction equipment, utility vehicles, mowers and dumpsters.

By making constant and massive investments in the latest production technology, the JCB factories have become some of the most advanced in Europe.

By leading the field in innovative research and design, extensive testing and stringent quality control, JCB machines have become renowned all over the world for performance, value and reliability.

And with a global sales and service network of over 400 distributors and agents, the company exports over 70% of its production to all five continents.

Through setting the standards by which others are judged, JCB has become one of Britain's most impressive success stories.

