

230 WTJ

- Working height : 23 m
- Max. offset : 18.30 m
- Load capacity : 227 kg
- Diesel engine ISUZU
- ROUGH TERRAIN
- Gradeability : 45%
- 4 wheel drive
- Oscillating axle



MANIACCESS

IN ACCORDANCE WITH
CE
MARKING



230 WTJ



Load capacity227 kg



Working height23 m
Platform floor height21 m
Maximum offset18.30 m



Working travel speed5.5 km/h



Gradeability45%
Admissible slope5° ou 9%



Diesel engineIsuzu A 45 B1
Power at 2400 rpm44 kw



TransmissionHydrostatic



Capacities
 Hydraulic oil150 l.
 Fuel tank150 l.



Wheels
 4 wheel drive and 2 wheel steer



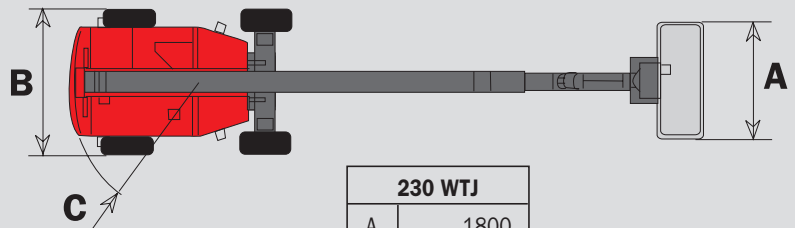
Length11.57 m
Width2.43 m
Height2.64 m
Platform size
 1.80 x 0.75 m
Turret rotationcontinue
Basket rotation180°
Jib movement140°



Weight14300 kg

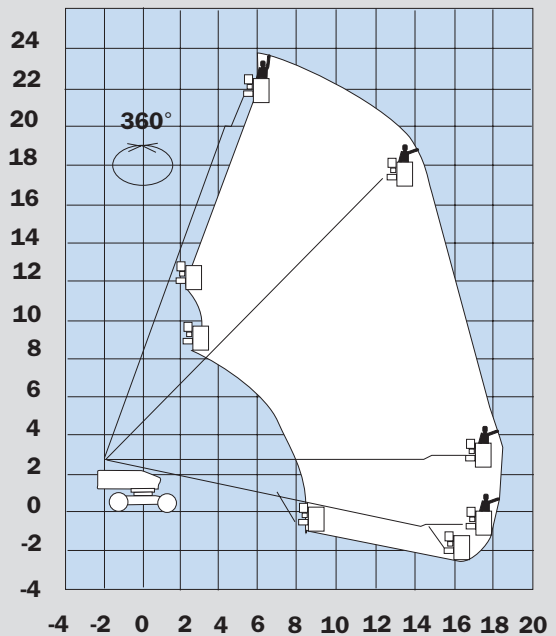
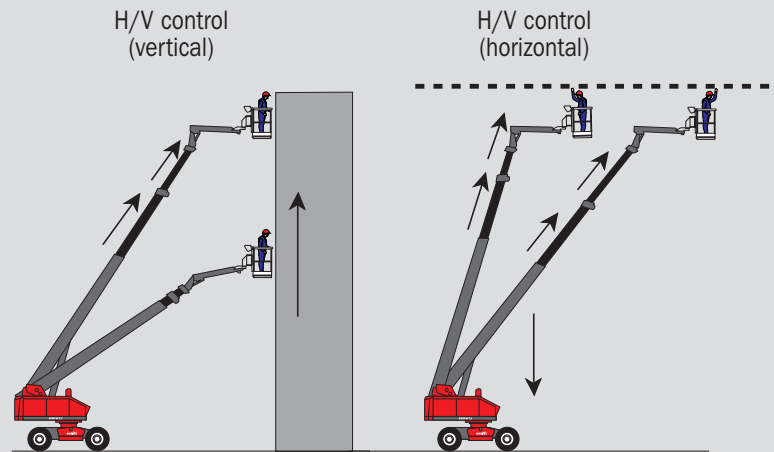
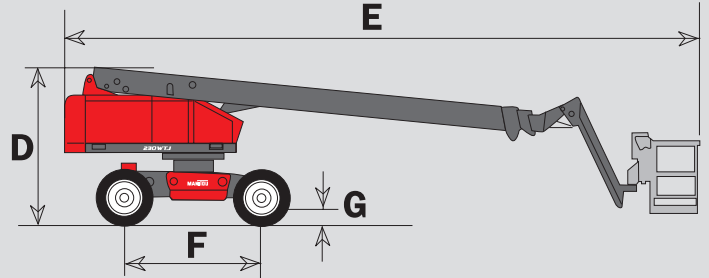
Standard equipments :

- H/V control
 (for horizontal and vertical movement)
- Sandblast protection
- Travel speed control
- Rotation speed control
- Lifting speed control
- All motion alarm
- Lever protection
- Oscillating axle
- Foam filled tyres
- 220 V predisposal



230 WTJ	
A	1800
B	2430
C	2360
D	2640
E	11570
F	2500
G	255

mm



MANITOU B.F. S.A.

B.P. 249 - 44158 ANCENIS CEDEX - FRANCE
 TEL : 33 2 40 09 10 11
 EXPORT DEPARTMENT FAX : 33 2 40 09 10 97
 www.manitou.fr