

# 120 TH

- Working height : 12.20 m
- Maximum offset : 4.90 m
  - 2 people or 250 kg
  - Rotation : 360°
- 4 hydraulic stabilizers



**MANIACCESSES**

# Master your w

- Aluminium cage with new round shape.  
A capacity of 250 kg or 2 people throughout working area.
- Pinch guard protection on the basket.
- 4 hydraulic stabilizers with independant operation.
- Towable platform meeting all the road regulations.
- Powered by 220 V or 4 Kw generator (optional).
- In accordance with the latest E.U. regulation.



Quick and easy installation on



## HYDRAULIC STABILIZERS

Lights (on the control box) indicate that stabilizers are under pressure.



## LEVERS

4 independant levers are used for operating the stabilizers.



## THE TRAILER

Very narrow trailer width



# working space.



## STANDARD EQUIPMENT

- Electromechanical sensors on stabilizers (installation and pressure control).
- Chassis floor covered with aluminium.
- Mechanical platform locking for road transportation.
- "Dead man" pedal.
- Spirit level for accurate all round chassis levelling.
- Security valve on lifting cylinders.
- Overload sensor (250 kg or 2 people).

site for an improved efficiency



## CONTROL BOX

Waterproof and lockable control box. It is possible to operate the lifting and rotation functions from the base unit.

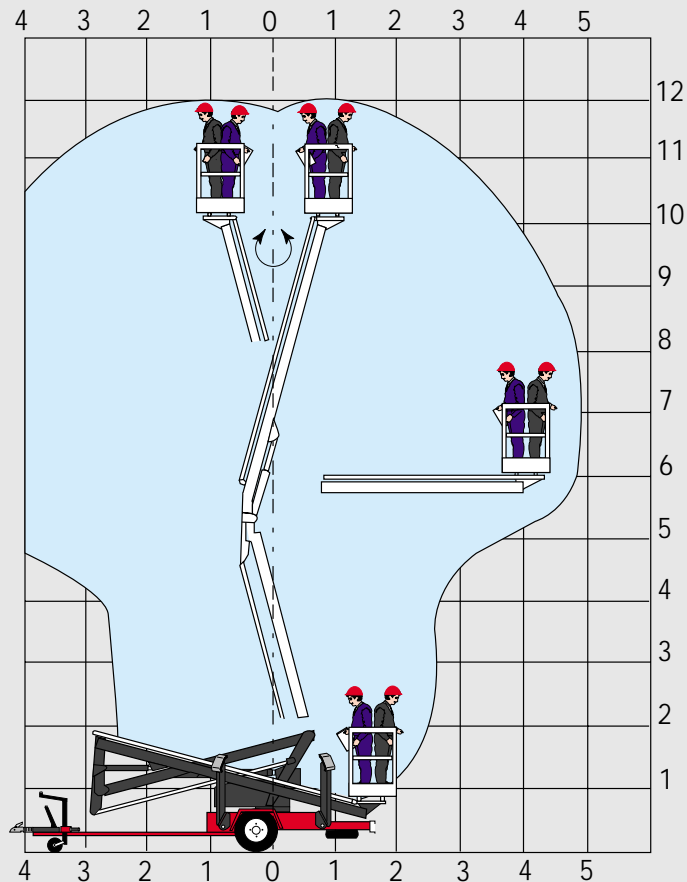
An emergency stop button cuts out all movements.

## CONTROL LEVER

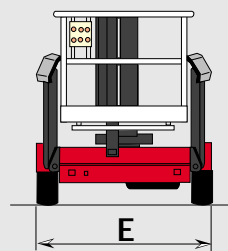
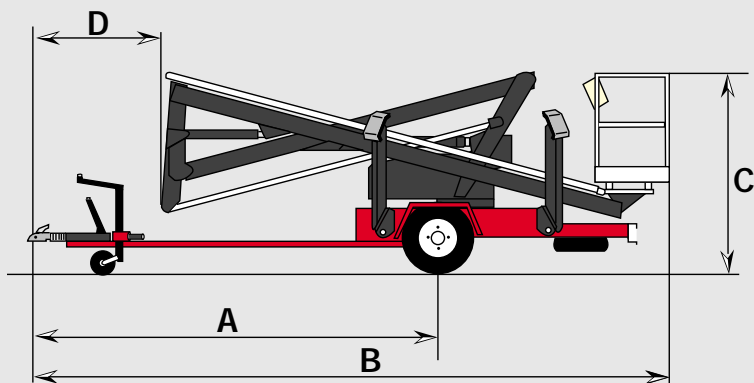
Electro-proportional control lever for lifting and 360° rotation.

Smoothness and precision of movements.

Model	<b>120 TH</b>
Loading capacity	2 people or 250 kg
Working height	12.20 m
Cage floor height	10.20 m
Hydraulic rotation	360°
Max. Offset	4.90 m
Overall length	5.90 m
Overall width	1.77 m
Overall height retracted	1.99 m
Aluminium cage	1.20 x 0.7 x 1.1 m
Stabilizers base	3 m x 3 m
Electro-hydraulic proportional control system	
Max. offset allowed	5% or 2°
Hydraulic tank	11 l
Power	sector 220 V
Tyres	185 R 14
Weight	1310 kg
OPTION : Generator 4 Kw - 9.8 Amp.	



A	3800
B	5900
C	1990
D	1080
E	1770



This publication in no way constitutes an offer and the company reserves the right to alter specification without prior notice. The MANITOU models presented in this brochure can be supplied complete with optional equipment attachments

IN ACCORDANCE WITH  
  
 MARKING



MANITOU B.F. S.A.  
 B.P. 249 - 44158 ANCENIS CEDEX - FRANCE  
 TEL : 33 2 40 09 10 11  
 EXPORT DEPARTMENT FAX : 33 2 40 09 10 97  
 www.manitou.fr