

MANISCOPIC

MT 1340 SLT MU ORH

- Working height : 14.80 m
- Maximum forward reach : 11.05 m
- Max. capacity : 365 kg including 3 people
- HYDRAULIC STABILIZERS
and FRAME LEVELLING
- Extendable platform from 2.25 m
to 4 m adjustable (180°).



«EC» type examination N° 0526 760A 4903 01 97



MT 1340 SLT MU ORH

Capacity :365 kg including 3 people
Working height :14.80 m
Basket floor height :12.80 m

Lifting :
Times : unladen / loaded (in s)
 Lifting.....11.8/12.3
 Lowering.....8.4/7.9
 Simultaneous extension 1st and 2nd booms17/17
 Simultaneous retraction 1st and 2nd booms.....14/13.5

Tyres
 440/80-24 T37 158B

Equipment :
 Forks (mm)
 length1200
 Width x thickness.....125 x 50
 Extendable platform from 2,25 to 4 m adjustable 180°

Multidisc brakes - hydraulically assisted on both axles

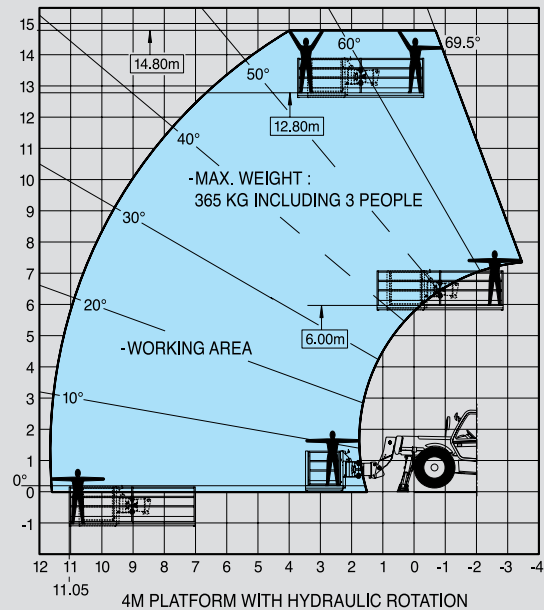
PERKINS Engine
 Type.....1104C.44 Turbo
 Capacity4 cyl. - 4400 cm³
 Power.....100 HP/74,5 kw
 (ISO/TR 14396) at 2200 rpm
 Maximum torque :412 Nm at 1400 rpm
 Direct Injection
 Water Cooling

TransmissionTorque convertor
 Electro-hydraulic reversing shift
 4 speeds forward and reverse
 Maximum travel speed.....25 km/h

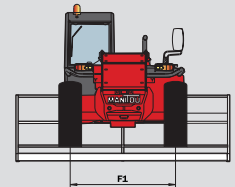
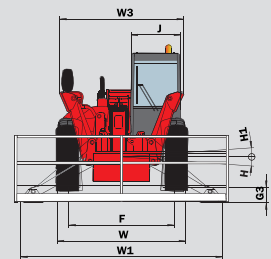
Hydraulics
 Lifting/tilting pump
 gear type:260 bars/166 l/mn
 Flow divider with priority to steering and brakes

Capacities
 Cooling system.....18.5 l.
 Engine oil :11 l.
 Hydraulic oil126 l.
 Transmission oil.....16 l.
 Fuel tank135 l.

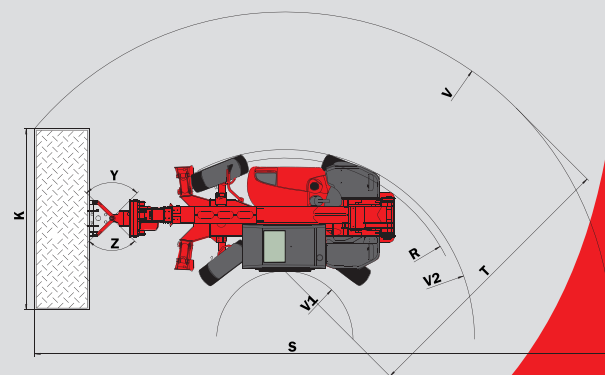
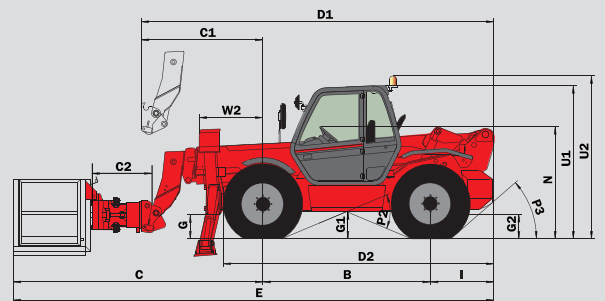
Weight unladen (with platform)11695 kg
Overall width.....2.42 m
Overall height2.59 m
Turning radius (outside wheels)4.15 m
Overall length7.94 m
Ground clearance0.50 m
Drawbar pull9400 daN



Options of platform	
Fixed 2 m	365 kg including 3 people
Adjustable 2 m	
Adjustable 2.40 m	
Adjustable and extendable 2.45/5 m	1000 kg including 3 people
Adjustable and extendable 2.45/6 m	
Adjustable and extendable 2.25/4 m	



A	1200
B	2770
C	4120
C1	2045
C2	887
D1	5865
D2	4435
E	7940
F	1990
F1	1990
G	500
G1	495
G2	500
G3	290
H	7°
H1	7°
I	1050
J	950
K	4000
L	1250
N	1890/1940
P2	45,5°
P3	50°
R	3935
S	12855
T	6300
U1	2590
U2	2770
V	7350
V1	1470
V2	4150
W	2425
W1	3820
W2	1050
W3	2350
Y	90°
Z	90°



This publication in no way constitutes an offer and the company reserves the right to alter specification without prior notice. The MANITOU models presented in this brochure can be supplied complete with optional equipment attachments. PATENTS FR 93 14367 - EP 0 656 315 - US PENDING



MANITOU B.F. S.A.
 B.P.249 - 44158 ANCENIS CEDEX - FRANCE
 TEL : 33 2 40 09 10 11
 EXPORT DEPARTMENT FAX : 33 2 40 09 10 97
 www.manitou.com