

MANISCOPIC

MT 1740 SLT & SLT ULTRA

- Maximum lifting height : 16.65 m
- Nominal capacity : 4000 kg at 500 mm
- Maximum forward reach : 12.35 m
- Torque convertor
- 4 wheel drive - 4 wheel steer
- Hydraulic stabilizers
- Frame levelling



MT 1740 SLT/SLT ULTRA

Lift capacity4000 kg
 at 500 mm from forks heels.
 Tipping load at maximum reach
 with stabilisers980 kg
 Tear out force with bucket
 as per ISO 83138900 daN

Lift height16.65 m
Times : unladen / loaded (in s)
 Lifting15/16
 Lowering10/9
 Extension 1st and 2nd booms21.8/24.4
 Extension 3rd boom (with stabilisers only)10.4/11.5
 Retraction 1st and 2nd booms17.7/17.4
 Retraction 3rd boom (with stabilisers only)9.7/8.7
 Time unladen (in s)
 Crowd5.3
 Dump6.6

Tyres
 440/80-24 T37 158B

Forks (mm)
 Length1200
 Width x thickness125 x 50
 Maximum distance between forks1040
 Carriage rotation124°

**Multidisc brakes - hydraulically assisted
 on both axles**

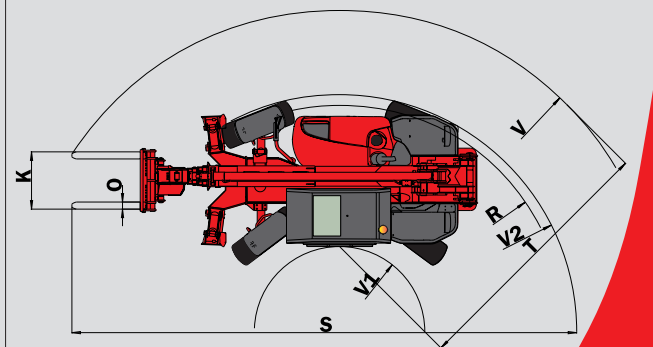
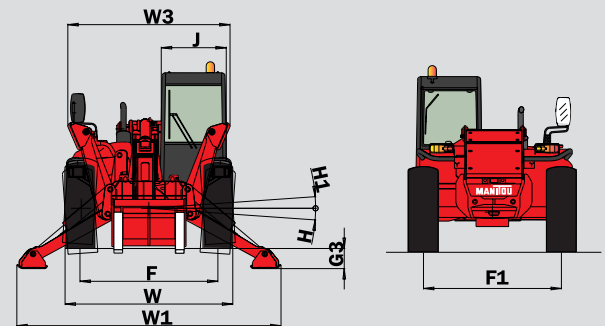
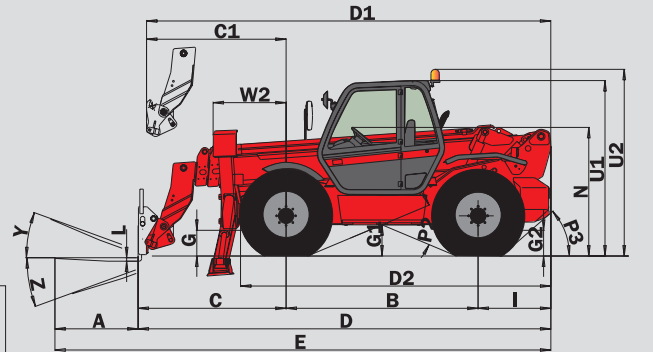
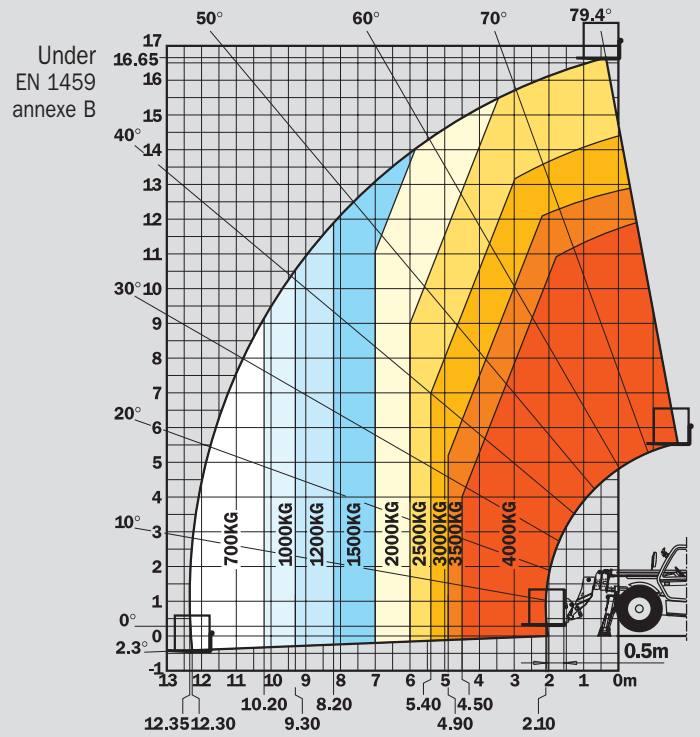
PERKINS Engine Turbo
 Type1104C- 44 Turbo
 Capacity4 cylindres 4400 cm³
 Power (ISO/TR 14396) :
 at 2200 tr/mn100 HP/74.5 kw
 Maximum torque (ISO/TR 14396)412 Nm at 1400 r.p.m.
 Direct Injection
 Water Cooling

TransmissionTorque convertor
 Electro-hydraulic reversing shift
 4 gears forward and reverse
 Maximum travel speed25 km/h

Hydraulics
 Gear type260 bars/196 l/mn
 Flow divider with priority to steering and brakes

Capacities
 Cooling system18.5 l.
 Engine oil11 l.
 Hydraulic oil175 l.
 Transmission oil16 l.
 Fuel tank135 l.

Weight unladen (with forks)11220 kg
Overall width2.42 m
Overall height2.59 m
Turning radius (outside wheels)4.15 m
Overall length5.96 m
Ground clearance0.50 m
Drawbar pull (unladen)9800 daN



A	1200
B	2770
C	2135
C1	2045
D	5955
D1	5865
D2	4435
E	7155
F	1990
F1	1990
G	500
G1	495
G2	500
G3	290
H	7°
H1	7°
I	1050
J	950
K	1040
L	50
N	1880
O	125
P2	45,5°
P3	50°
R	3935
S	8870
T	4665
U1	2590
U2	2770
V	5750
V1	1470
V2	4150
W	2425
W1	3820
W2	1050
W3	2350
Y	12°
Z	112°

mm



This publication in no way constitutes an offer and the company reserves the right to alter specification without prior notice.
 The MANITOU models presented in this brochure can be supplied complete with optional equipment attachments.
 PATENTS FR 93 14367 - EP 0 656 315 US PENDING



MANITOU B.F. S.A.
 B.P249 - 44158 ANCENIS CEDEX - FRANCE
 TEL : 33 2 40 09 10 11
 EXPORT DEPARTMENT FAX : 33 2 40 09 10 97
 www.manitou.com