

MANISCOPIC


MT 732





- Lifting height : 6.90 m
- Capacity : 3200 kg
- Maximum forward reach : 4.16 m
- Torque convertor
- 4 wheel steer - 4 wheel drive





MT 732


 **Lifting capacity**3200 kg
at 500 mm from forks heels.
Tipping load
at maximum reach :1620 kg
Tear out force with bucket
to ISO 83137400 daN


 **Lifting height** :6.90 m
Times : unladen / loaded (in s)
Lifting.....6.7/7.3
Lowering.....5/4.7
Simultaneous extension6.3/6.8
Simultaneous retraction3.3/3
Time unladen (in s)
Crowd2.8
Dump.....2.3


 **Tyres**
400/80 - 24 TL156

 **Forks** (mm)
Length1200
Width x thickness125 X 45
Maximum distance between forks1040
Carriage rotation126°


 **Multidisc brakes on 4 wheels.**

 **PERKINS Engine**
Type1104C.44
Capacity4 cyl. 4400 cm³
Power at 2200 rpm :84 HP/61.5 kw
(ISO/TR 14396)
Maximum torque :302 Nm at 1400 rpm
Direct injection
Water cooling

 **Transmission**Torque Converter
Electro - Hydraulic reversing shift
4 speeds forward and reverse
Maximum travel speed25 km/h

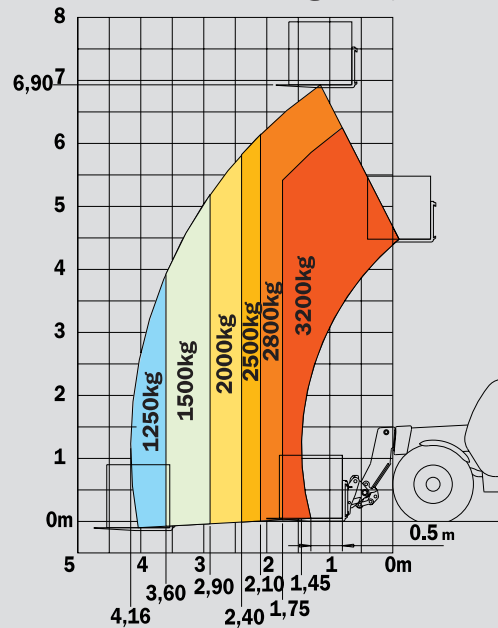
 **Hydraulics**
Lifting/tilting pump
gear type:240 bars /105 l/mn
Flow divider with priority to steering and brakes.

 **Capacities**
Cooling system18,5 l.
Engine oil10,5 l.
Hydraulic oil125 l.
Transmission oil.....15,5 l.
Fuel tank.....120 l.

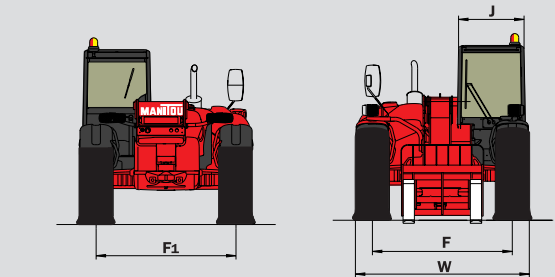
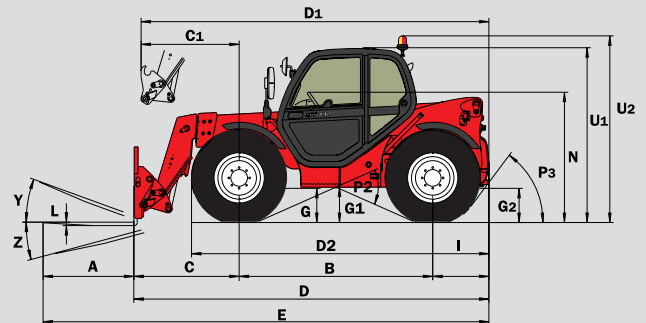
 **Weight unladen** (with forks)7250 kg
Overall width2.26 m
Overall height2.30 m
Turning radius (outside wheels)3.68 m
Overall length4.71 m
Ground clearance0.44 m
Drawbar pull8400 daN

This publication in no way constitutes an offer and the company reserves the right to alter specification without prior notice.
The MANITOU models presented in this brochure can be supplied complete with optional equipment attachments.

Reach at maximum height : 1,15 m



Under EN 1459 annexe B



A	1200
B	2560
C	1393
C1	1297
D	4713
D1	4617
D2	3905
E	5913
F	1846
F1	1846
G	460
G1	440
G2	445
I	760
J	865
K	1040
L	45
N	1690
O	125
P2	47,5°
P3	53°
R	3475
S	7548
T	4185
U1	2300
U2	2550
V	4770
V1	1205
V2	3675
W	2260
Y	11,9°
Z	113,7°

mm

