


# MANISCOPIC


# MLT 742 H LSU TURBO


- Accuracy of approach
- Simultaneous and proportional movements
- 4200 kg lifting capacity





## MLT 742 H LSU Turbo


 **Lifting capacity** .....4200 kg  
(load centre at 500mm from forks heels)  
Tipping load at maximum reach.....1990 kg

 **Lifting height :** .....6.90 m  
**Times :** unladen/loaded (in s)  
Lifting.....7/7.5  
Lowering.....5.3/5.2  
Boom extension.....8.2/9  
Boom retraction.....6.2/6  
Time unladen (in s)  
Crowd .....3.5  
Dump.....3


 **Tyres**  
14.9 – 24 T 35 18 PR


 **Forks (mm)**  
Length .....1200  
Width X thickness .....125 x 50  
Maximum distance between forks.....1040


 **Oil immersed multidisc brakes on front and rear axles**

 **Perkins engine**  
Turbo : 1104 C - 44T .....4 cyl. 4400 cm<sup>3</sup>  
Power (ISO/TR 14396) .....101 HP/74.5 kw  
Maximum torque  
(ISO/TR 14396) : .....412 Nm at 1400 rpm  
Direct injection  
Water cooling

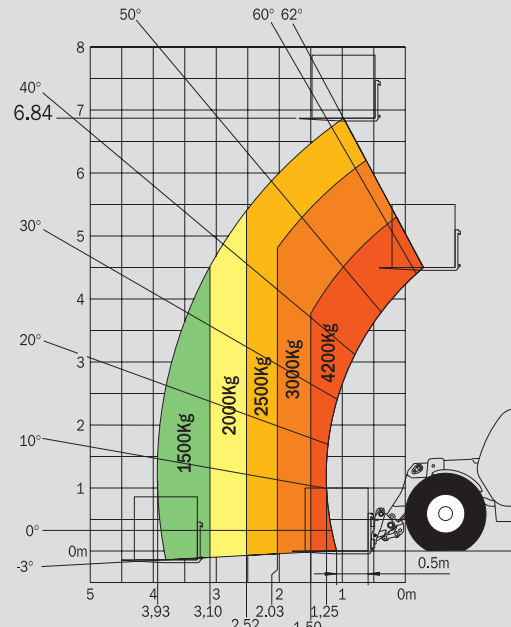
 **Transmission** .....hydrostatic  
Number of speeds .....4 F/2 R  
Reversing shift.....electrohydraulic  
Limited slip differential lock  
Maximum speed.....25 km/h

 **Hydraulic**  
**Turbo LSU** .....150 l./mn - 270 bars  
Load Sensing pump with electronic control  
Electro proportional command monolever  
Flow divider with load sensing device driving and braking

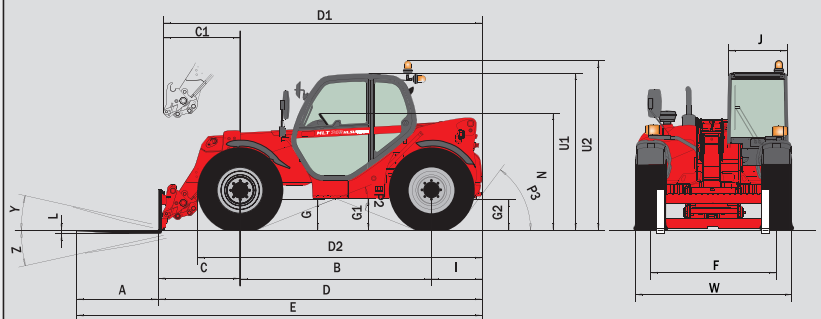
 **Capacities**  
Cooling circuit.....21 l  
Engine oil .....11 l  
Hydrostatic transmission circuit .....128 l  
Fuel tank .....120 l

 **Weight unladen (with forks)** .....7600 kg  
**Overall height** .....2.30 m  
**Overall width** .....2.26 m  
**Overall length (at forks carriage)** .....4.79 m  
**Ground clearance** .....0.45 m  
**Turning radius (outside wheels)** .....3.82 m  
**Drawbar pull** .....8350 daN

Forward reach at maximum height : 1,03 m



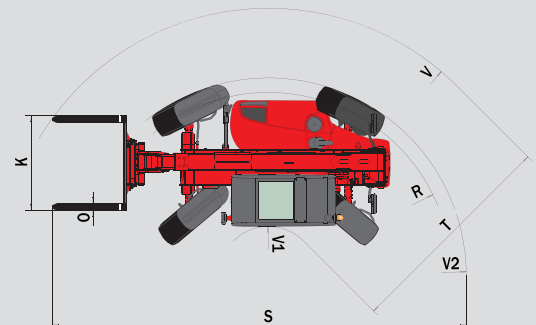
EN 1459 annexe B



### MLT 742 H LSU TURBO

A	1200
B	2810
C	1217
C1	1288
D	4790
D1	4861
D2	4158
E	5990
F	1846
G	455
G1	440
G2	440
I	763
J	865
K	1040
L	50
N	1720
O	125
P2	38°
P3	53°
R	3610
S	7639
T	3425
U1	2300
U2	2550
V	4785
V1	1360
V2	3818
W	2261
Y	12,3°
Z	133,5°

mm



#### In standard :

- 2 front working lights
- 1 rear working light
- roof wipers
- sun visor
- electric plug for tow

This publication in no way constitutes an offer and the company reserves the right to alter specification without prior notice. The MANITOU models presented in this brochure can be supplied complete with optional equipment attachments.



**MANITOU B.F. S.A.**  
B.P249 - 44158 ANCENIS CEDEX - FRANCE  
TEL : 33 2 40 09 10 11  
EXPORT DEPARTMENT FAX : 33 2 40 09 10 97  
www.manitou.com