

# MANISCOPIC

# MLT 630/634

- Maximum lifting height : 6.05 m
- Capacity : 3000 kg/3400 kg
- Maximum forward reach : 3.25 m
- Torque convertor



MLT 634 TURBO LSU - CBG Standard 2450



# MLT 630/634

**Lifting capacity**.....3000 kg **MLT 630** **MLT 634**  
 at 500 mm from forks heels. 3400 kg  
 Tipping load at maximum reach : ...1630 kg 2030 kg  
 Tear out force with bucket  
 to ISO 8313.....5300 daN 5300 daN

**Lifting height** : .....6.05 m  
**Times** : unladen/loaded (in s)  
 Lifting.....6.1/7.5  
 Lowering.....5/4.6  
 Boom extension.....5.2/6.2  
 Boom retraction.....4.2/4.1  
 Time unladen (in s)  
 Crowd .....2.9  
 Dump.....2.7

**Tyres**  
 17.5 LR 24

**Forks (mm)**  
 Length .....1200  
 Width x thickness .....125 X 45  
 Maximum distance between forks.....1260  
 Carriage rotation .....146°

**Multidisc brakes - hydraulically assisted on 4 wheels**

**Perkins engine**  
 Turbo : 1104 C - 44 T .....4 cyl. - 4400 cm<sup>3</sup>  
 Turbo 120 : 1104 C - 44 TA .....4 cyl. - 4400 cm<sup>3</sup>  
 Power at 2200 rpm  
 (ISO/TR 14396) Turbo .....101 HP/74.5 kw  
 Turbo 120 .....123 HP/90.5 kw  
 Maximum torque : Turbo .....412 Nm at 1400 r.p.m.  
 Maximum torque : Turbo 120 .....434 Nm at 1400 r.p.m.  
 Direct Injection  
 Water cooling

**Transmission** .....Torque Convertor  
 Electro - Hydraulic reversing shift  
 4 speeds forward and reverse  
 Max. travel speed : .....till 40 km/h\*  
 Powershift available for the MLT 634-120

**Hydraulics**  
**Turbo** : .....105 l./mn - 250 bars  
 Gear pump  
**Turbo LSU** : .....110 l./mn - 270 bars  
 Load Sensing pump  
 Electro proportional command monolever  
**Turbo 120 LSU** : .....150 l./mn - 270 bars  
 Load Sensing pump with electronic control  
 Electro proportional command monolever  
 Flow divider with load sensing device driving and braking

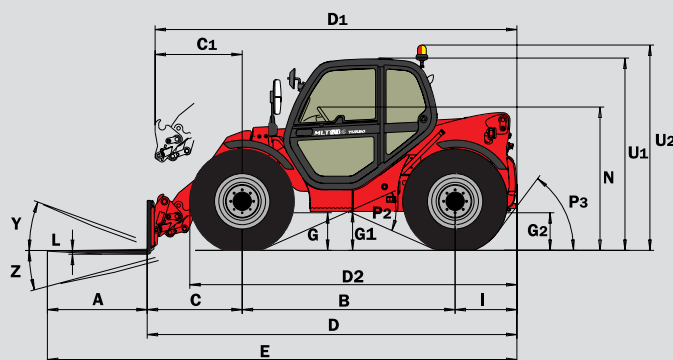
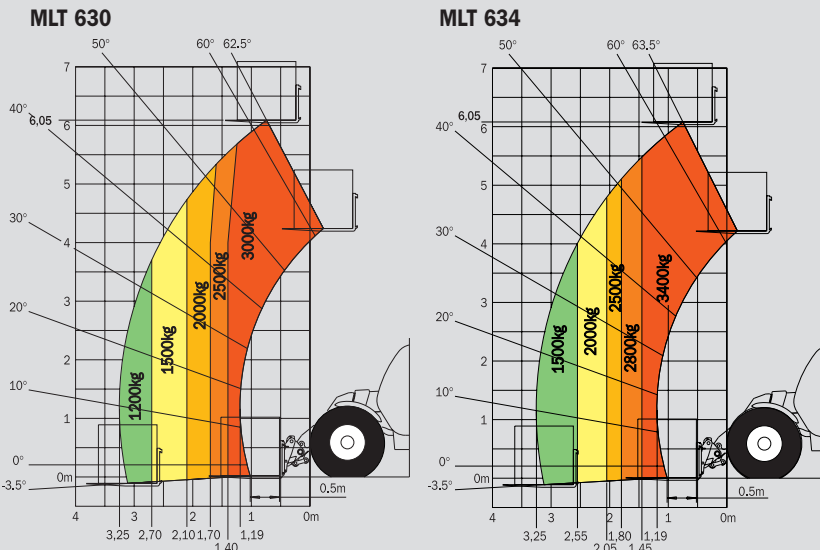
**Capacities**  
 Hydraulic oil .....125 l.  
 Fuel tank.....120 l.

**Weight unladen (with forks)** : .....6450 kg/6950 kg  
**Overall width** .....2.30 m/2.30 m  
**Overall height** .....2.30 m/2.30 m  
**Turning radius (outside wheels)** .....3.70 m/3.70 m  
**Overall length** .....4.49 m/4.57 m  
**Ground clearance** .....0.44 m/0.44 m  
**Drawbar pull**.....Turbo 7500 daN  
 Turbo LSU 8600 daN  
 Turbo 120 LSU 8600 daN

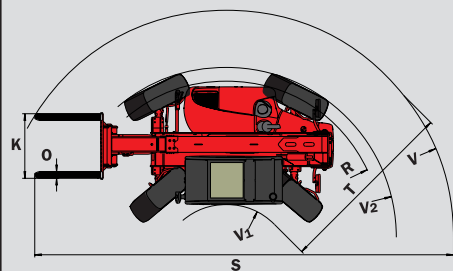
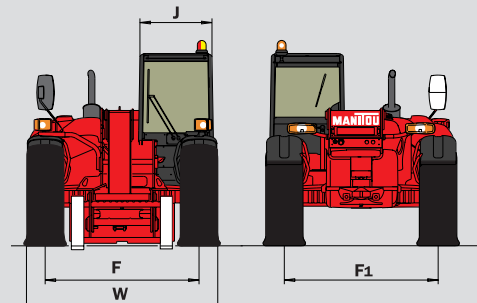
\* Depending on models

## Reach at maximum height : 0.75 m

Under EN 1459  
 annexe B



	MLT 630 T	MLT 634 T LSU MLT 634 -120 LSU MLT 634 -120 LSU PS
A	1200	1200
B	2560	2560
C	1142	1142
C1	1245	1245
D	4491	4579
D1	4594	4682
D2	3949	4037
E	5691	5779
F	1870	1870
F1	1870	1870
G	455	455
G1	440	440
G2	440	440
I	789	877
J	865	865
K	1260	1260
L	45	45
N	1720	1720
O	125	125
P2	47.5°	47.5°
P3	53°	53°
R	3475	3475
S	7324	7324
T	3380	3380
U1	2300	2300
U2	2550	2550
V	4630	4630
V1	1250	1250
V2	3703	3703
W	2325	2325
Y	12°	12°
Z	134°	134°



This publication in no way constitutes an offer and the company reserves the right to alter specification without prior notice. The MANITOU models presented in this brochure can be supplied complete with optional equipment attachments.



**MANITOU B.F. S.A.**  
 B.P.249 - 44158 ANCENIS CEDEX - FRANCE  
 TEL : 33 2 40 09 10 11  
 EXPORT DEPARTMENT FAX : 33 2 40 09 10 97  
 www.manitou.com